



Consejo Superior
de los Colegios de Arquitectos
de España

ESTADÍSTICA DE LA EDIFICACIÓN. PRIMER TRIMESTRE 2011

ESTADÍSTICA DE LA EDIFICACIÓN PRIMER TRIMESTRE DE 2011



Consejo Superior
de los Colegios de Arquitectos
de España

TABLAS

TABLA 1. Nº DE VIVIENDAS POR COMUNIDAD AUTÓNOMA. PRIMER TRIMESTRE DE 2011. COMPARATIVO Y EVOLUCIÓN.

TABLA 2. Nº DE VIVIENDAS POR COMUNIDAD AUTÓNOMA. ÚLTIMOS DOCE MESES. COMPARATIVO Y EVOLUCIÓN.

TABLA 3. SUPERFICIE CONSTRUIDA DE EDIFICACIÓN POR COMUNIDAD AUTÓNOMA. PRIMER TRIMESTRE DE 2011. COMPARATIVO Y EVOLUCIÓN.

TABLA 4. SUPERFICIE CONSTRUIDA DE EDIFICACION POR COMUNIDADES AUTÓNOMAS.
ULTIMOS DOCE MESES. COMPARATIVO Y EVOLUCIÓN

VIV.2011. Nº DE VIVIENDAS POR MES Y POR TRIMESTRE SEGÚN COMUNIDAD AUTÓNOMA Y PROVINCIA.

VIV.2011.2. Nº DE VIVIENDAS POR TRIMESTRE SEGÚN COMUNIDAD AUTÓNOMA Y PROVINCIA. COMPARATIVO Y EVOLUCIÓN.

VLB. 2011. Nº DE VIVIENDAS LIBRES SEGÚN COMUNIDAD AUTÓNOMA Y PROVINCIA. AÑO 2011 POR MES Y POR TRIMESTRE.

VPO. 2011. Nº DE VIVIENDAS PROTEGIDAS SEGÚN COMUNIDAD AUTÓNOMA Y PROVINCIA. AÑO 2011 POR MES Y POR TRIMESTRE.

SVS. 2011. SUPERFICIE CONSTRUIDA DE EDIFICACIÓN POR MES Y POR TRIMESTRE SEGÚN COMUNIDAD AUTÓNOMA Y PROVINCIA.

SVI. 2011. SUPERFICIE CONSTRUIDA DE EDIFICIOS RESIDENCIALES SEGÚN COMUNIDAD AUTÓNOMA Y PROVINCIA. AÑO 2011 POR MES Y POR TRIMESTRE.

SED. 2011. SUPERFICIE CONSTRUIDA DE EDIFICIOS NO RESIDENCIALES SEGÚN COMUNIDAD AUTÓNOMA Y PROVINCIA. AÑO 2011 POR MES Y POR TRIMESTRE.

SPV. 2011. SUPERFICIE CONSTRUIDA POR VIVIENDA SEGÚN COMUNIDA AUTÓNOMA Y PROVINCIA. AÑO 2011 POR MES Y POR TRIMESTRE.



GRÁFICOS

G.VIV.CA- EVOLUCIÓN TRIMESTRAL DEL Nº DE VIVIENDAS POR COMUNIDAD AUTÓNOMA. PRIMER TRIMESTRE DE 2011 EN RELACIÓN CON EL PRIMER TRIMESTRE DE 2010

G.VIV.PROV. EVOLUCIÓN TRIMESTRAL DEL Nº DE VIVIENDAS POR PROVINCIA. PRIMER TRIMESTRE DE 2011 EN RELACIÓN CON EL PRIMER TRIMESTRE DE 2010



ANEXO. ESTADÍSTICA DE LA EDIFICACIÓN.

PRIMER TRIMESTRE 2011

Los datos consignados en la estadística de la edificación del primer trimestre de 2011 se han obtenido a partir de los datos reales proporcionados por los Colegios de Arquitectos que aparecen en ella.

En el Primer trimestre de 2011, la observación a realizar sobre los datos aportados por los Colegios es la que aparece a continuación:

| COLEGIO | OBSERVACIONES |
|-------------|--|
| Guadalajara | No registran superficie ni de vivienda ni de uso no residencial. |
| Asturias | No facilita los datos |

TABLA 1. Nº DE VIVIENDAS POR COMUNIDAD AUTÓNOMA. PRIMER TRIMESTRE DE 2011. COMPARATIVO Y EVOLUCION

| Comunidad Autónoma | ANTERIOR Ene-Marz 2010 | | | ACTUAL Ene-Marz 2011 | | | COMPARATIVO EVOLUCIÓN | | |
|----------------------|---------------------------|--------|--------|-------------------------|--------|--------|--------------------------|----------|----------|
| | Protegidas | Libres | Total | VP | Libres | Total | VP | Libres | Total |
| TOTAL | 6.596 | 13.989 | 20.585 | 6.312 | 11.932 | 18.244 | -4,31% | -14,70% | -11,37% |
| ANDALUCÍA | 1.295 | 2.559 | 3.854 | 972 | 2.172 | 3.144 | -24,94% | -15,12% | -18,42% |
| ARAGÓN | 331 | 709 | 1.040 | 310 | 302 | 612 | -6,34% | -57,40% | -41,15% |
| ASTURIAS | 172 | 502 | 674 | | | | -100,00% | -100,00% | -100,00% |
| BALEARES / BALEARS | 42 | 420 | 462 | 80 | 392 | 472 | 90,48% | -6,67% | 2,16% |
| CANARIAS | 81 | 330 | 411 | 4 | 220 | 224 | -95,06% | -33,33% | -45,50% |
| CANTABRIA | 25 | 355 | 380 | 96 | 173 | 269 | 284,00% | -51,27% | -29,21% |
| CASTILLA-LA MANCHA | 845 | 1.306 | 2.151 | 150 | 922 | 1.072 | -82,25% | -29,40% | -50,16% |
| CASTILLA-LEÓN | 493 | 1.260 | 1.753 | 468 | 1.108 | 1.576 | -5,07% | -12,06% | -10,10% |
| CATALUÑA / CATALUNYA | 286 | 1.272 | 1.558 | 138 | 1.133 | 1.271 | -51,75% | -10,93% | -18,42% |
| EXTREMADURA | 104 | 422 | 526 | 154 | 376 | 530 | 48,08% | -10,90% | 0,76% |
| GALICIA | 22 | 1.011 | 1.033 | 22 | 864 | 886 | 0,00% | -14,54% | -14,23% |
| MADRID | 925 | 1.494 | 2.419 | 1.115 | 1.353 | 2.468 | 20,54% | -9,44% | 2,03% |
| MURCIA | 80 | 367 | 447 | 177 | 266 | 443 | 121,25% | -27,52% | -0,89% |
| NAVARRA | 140 | 131 | 271 | 1.142 | 384 | 1.526 | 715,71% | 193,13% | 463,10% |
| PAIS VASCO / EUSKADI | 1.225 | 579 | 1.804 | 1.024 | 1.208 | 2.232 | -16,41% | 108,64% | 23,73% |
| LA RIOJA | 18 | 80 | 98 | 70 | 105 | 175 | 288,89% | 31,25% | 78,57% |
| COMUNIDAD VALENCIA | 512 | 1.119 | 1.631 | 355 | 872 | 1.227 | -30,66% | -22,07% | -24,77% |
| CEUTA | | | | | 6 | 6 | 100,00% | 100,00% | 100,00% |
| MELILLA | | 73 | 73 | 35 | 76 | 111 | 100,00% | 4,11% | 52,05% |

TABLA 2. Nº DE VIVIENDAS POR COMUNIDAD AUTÓNOMA. ÚLTIMOS DOCE MESES. COMPARATIVO Y EVOLUCION

| Comunidad Autónoma | ANTERIOR Abril 09-Marz 10 | | | ACTUAL Abril 10-Marzo11 | | | COMPARATIVO Evolución | | |
|----------------------|------------------------------|--------|---------|----------------------------|--------|--------|--------------------------|----------|----------|
| | Protegidas | Libres | Total | VP | Libres | Total | VP | Libres | Total |
| TOTAL | 32.353 | 71.300 | 103.653 | 28.023 | 53.591 | 81.614 | -13,38 % | -24,84 % | -21,26 % |
| ANDALUCÍA | 5.458 | 10.342 | 15.800 | 4.557 | 8.930 | 13.487 | -16,51 % | -13,65 % | -14,64 % |
| ARAGÓN | 2.930 | 2.036 | 4.966 | 1.575 | 1.872 | 3.447 | -46,25 % | -8,06 % | -30,59 % |
| ASTURIAS | 1.166 | 2.409 | 3.575 | 393 | 1.515 | 1.908 | -66,30 % | -37,11 % | -46,63 % |
| BALEARES / BALEARS | 179 | 2.139 | 2.318 | 223 | 1.770 | 1.993 | 24,58 % | -17,25 % | -14,02 % |
| CANARIAS | 1.064 | 3.882 | 4.946 | 329 | 815 | 1.144 | -69,08 % | -79,01 % | -76,87 % |
| CANTABRIA | 172 | 1.086 | 1.258 | 298 | 833 | 1.131 | 73,26 % | -23,30 % | -10,10 % |
| CASTILLA-LA MANCHA | 3.064 | 5.636 | 8.700 | 1.590 | 4.439 | 6.029 | -48,11 % | -21,24 % | -30,70 % |
| CASTILLA-LEÓN | 1.656 | 6.542 | 8.198 | 1.477 | 5.860 | 7.337 | -10,81 % | -10,42 % | -10,50 % |
| CATALUÑA / CATALUNYA | 286 | 15.109 | 15.395 | 1.825 | 5.702 | 7.527 | 538,11 % | -62,26 % | -51,11 % |
| EXTREMADURA | 790 | 1.738 | 2.528 | 683 | 1.872 | 2.555 | -13,54 % | 7,71 % | 1,07 % |
| GALICIA | 306 | 4.750 | 5.056 | 701 | 3.713 | 4.414 | 129,08 % | -21,83 % | -12,70 % |
| MADRID | 6.711 | 4.754 | 11.465 | 4.950 | 4.705 | 9.655 | -26,24 % | -1,03 % | -15,79 % |
| MURCIA | 306 | 1.692 | 1.998 | 529 | 2.023 | 2.552 | 72,88 % | 19,56 % | 27,73 % |
| NAVARRA | 1.236 | 684 | 1.920 | 2.912 | 1.195 | 4.107 | 135,60 % | 74,71 % | 113,91 % |
| PAIS VASCO / EUSKADI | 4.496 | 3.340 | 7.836 | 4.006 | 3.844 | 7.850 | -10,90 % | 15,09 % | 0,18 % |
| LA RIOJA | 124 | 307 | 431 | 496 | 452 | 948 | 300,00 % | 47,23 % | 119,95 % |
| COMUNIDAD VALENCIA | 2.070 | 4.522 | 6.592 | 1.404 | 3.747 | 5.151 | -32,17 % | -17,14 % | -21,86 % |
| CEUTA | 317 | 78 | 395 | | 101 | 101 | -100,00 % | 29,49 % | -74,43 % |
| MELILLA | 22 | 254 | 276 | 75 | 203 | 278 | 240,91 % | -20,08 % | 0,72 % |

TABLA 3. SUPERFICIE CONSTRUIDA DE EDIFICACIÓN POR COMUNIDAD AUTÓNOMA. PRIMER TRIMESTRE DE 2011. COMPARATIVO Y EVOLUCION

| Comunidad Autónoma | ANTERIOR Ene-Marz 2010 | | | ACTUAL Ene-Marz 2011 | | | COMPARATIVO Evolución | | |
|----------------------|---------------------------|------------|-----------|-------------------------|-----------|-----------|--------------------------|-----------|-----------|
| | Vivienda | Otros usos | Total | Vivienda | Otros | Total | Vivienda | Otros | Total |
| TOTAL | 3.678.414 | 2.684.017 | 6.362.431 | 3.125.673 | 1.480.670 | 4.606.343 | -15,03 % | -44,83 % | -27,60 % |
| ANDALUCÍA | 606.041 | 416.096 | 1.022.137 | 505.109 | 138.258 | 643.367 | -16,65 % | -66,77 % | -37,06 % |
| ARAGÓN | 150.632 | 227.398 | 378.030 | 113.093 | 54.018 | 167.111 | -24,92 % | -76,25 % | -55,79 % |
| ASTURIAS | 118.980 | 58.008 | 176.988 | | | | -100,00 % | -100,00 % | -100,00 % |
| BALEARES / BALEARS | 119.357 | 151.130 | 270.487 | 57.807 | 16.592 | 74.399 | -51,57 % | -89,02 % | -72,49 % |
| CANARIAS | 78.907 | 19.937 | 98.844 | 75.216 | 36.786 | 112.002 | -4,68 % | 84,51 % | 13,31 % |
| CANTABRIA | 58.965 | 42.402 | 101.367 | 46.517 | 49.560 | 96.077 | -21,11 % | -55,56 % | -5,22 % |
| CASTILLA-LA MANCHA | 334.906 | 111.527 | 446.433 | 203.082 | 155.289 | 358.371 | -39,36 % | 39,24 % | -19,73 % |
| CASTILLA-LEÓN | 337.539 | 283.002 | 620.541 | 320.726 | 101.012 | 421.738 | -4,98 % | -64,31 % | -32,04 % |
| CATALUÑA / CATALUNYA | 306.620 | 649.562 | 956.182 | 225.997 | 517.540 | 743.537 | -26,29 % | -20,32 % | -22,24 % |
| EXTREMADURA | 100.593 | 39.384 | 139.977 | 109.126 | 87.632 | 196.758 | 8,48 % | 122,51 % | 40,56 % |
| GALICIA | 174.891 | 5.888 | 180.779 | 215.120 | 5.193 | 220.313 | 23,00 % | -11,80 % | 21,87 % |
| MADRID | 454.156 | 234.296 | 688.452 | 237.080 | 71.153 | 308.233 | -47,80 % | -69,63 % | -55,23 % |
| MURCIA | 93.016 | 91.112 | 184.128 | 77.524 | 61.851 | 139.375 | -16,66 % | -32,12 % | -24,31 % |
| NAVARRA | 53.786 | 35.206 | 88.992 | 265.695 | 46.713 | 312.408 | 393,99 % | 32,68 % | 251,05 % |
| PAIS VASCO / EUSKADI | 298.490 | 132.300 | 430.790 | 347.221 | 96.750 | 443.971 | 16,33 % | -26,87 % | 3,06 % |
| LA RIOJA | 14.942 | 21.775 | 36.717 | 31.172 | 7.762 | 38.934 | 108,62 % | -64,35 % | 6,04 % |
| COMUNIDAD VALENCIA | 368.895 | 164.994 | 533.889 | 276.523 | 34.561 | 311.084 | -25,04 % | -79,05 % | -41,73 % |
| CEUTA | | | | 1.083 | | 1.083 | 100,00 % | 100,00 % | 100,00 % |
| MELILLA | 7.698 | | 7.698 | 17.582 | | 17.582 | 128,40 % | 100,00 % | 128,40 % |

TABLA 4. SUPERFICIE CONSTRUIDA DE EDIFICACIÓN POR COMUNIDADES AUTONOMAS. ÚLTIMOS DOCE MESES. COMPARATIVO Y EVOLUCION

| Comunidad Autónoma | ANTERIOR Abril 09-Marz 10 | | | ACTUAL Abril 10-Marzo11 | | | COMPARATIVO Evolución | | |
|----------------------|------------------------------|------------|------------|----------------------------|-----------|------------|--------------------------|----------|----------|
| | Vivienda | Otros usos | Total | Vivienda | Otros | Total | Vivienda | Otros | Total |
| TOTAL | 18.250.517 | 13.186.674 | 31.437.191 | 14.484.567 | 8.147.042 | 22.631.609 | -20,63 % | -38,22 % | -28,01 % |
| ANDALUCÍA | 2.696.495 | 2.392.388 | 5.088.883 | 2.302.983 | 1.161.650 | 3.464.633 | -14,59 % | -51,44 % | -31,92 % |
| ARAGÓN | 845.975 | 527.998 | 1.373.973 | 612.946 | 253.809 | 866.755 | -27,55 % | -51,93 % | -36,92 % |
| ASTURIAS | 609.004 | 234.841 | 843.845 | 340.768 | 165.764 | 506.532 | -44,05 % | -29,41 % | -39,97 % |
| BALEARES / BALEARS | 772.415 | 507.094 | 1.279.509 | 530.924 | 384.992 | 915.916 | -31,26 % | -24,08 % | -28,42 % |
| CANARIAS | 751.977 | 703.814 | 1.455.791 | 256.317 | 105.211 | 361.528 | -65,91 % | -85,05 % | -75,17 % |
| CANTABRIA | 180.066 | 261.879 | 441.945 | 192.768 | 178.271 | 371.039 | 7,05 % | -31,93 % | -16,04 % |
| CASTILLA-LA MANCHA | 1.670.348 | 579.563 | 2.249.911 | 1.072.015 | 588.856 | 1.660.871 | -35,82 % | 1,60 % | -26,18 % |
| CASTILLA-LEÓN | 1.842.965 | 766.547 | 2.609.512 | 1.351.886 | 659.960 | 2.011.846 | -26,65 % | -13,90 % | -22,90 % |
| CATALUÑA / CATALUNYA | 2.056.185 | 3.360.352 | 5.416.537 | 1.259.294 | 2.413.002 | 3.672.296 | -38,76 % | -28,19 % | -32,20 % |
| EXTREMADURA | 464.334 | 288.162 | 752.496 | 503.285 | 219.543 | 722.828 | 8,39 % | -23,81 % | -3,94 % |
| GALICIA | 1.050.007 | 24.018 | 1.074.025 | 971.644 | 18.326 | 989.970 | -7,46 % | -23,70 % | -7,83 % |
| MADRID | 1.611.022 | 1.299.659 | 2.910.681 | 1.181.003 | 446.495 | 1.627.498 | -26,69 % | -65,65 % | -44,09 % |
| MURCIA | 370.819 | 353.348 | 724.167 | 429.564 | 279.007 | 708.571 | 15,84 % | -21,04 % | -2,15 % |
| NAVARRA | 356.334 | 227.956 | 584.290 | 747.420 | 280.905 | 1.028.325 | 109,75 % | 23,23 % | 76,00 % |
| PAIS VASCO / EUSKADI | 1.240.841 | 595.290 | 1.836.131 | 1.279.249 | 540.885 | 1.820.134 | 3,10 % | -9,14 % | -0,87 % |
| LA RIOJA | 85.915 | 98.696 | 184.611 | 162.517 | 77.395 | 239.912 | 89,16 % | -21,58 % | 29,96 % |
| COMUNIDAD VALENCIA | 1.549.486 | 849.576 | 2.399.062 | 1.235.817 | 350.471 | 1.586.288 | -20,24 % | -58,75 % | -33,88 % |
| CEUTA | 60.988 | 115.492 | 176.480 | 14.824 | 22.500 | 37.324 | -75,69 % | -80,52 % | -78,85 % |
| MELILLA | 35.342 | | 35.342 | 39.343 | | 39.343 | 11,32 % | 100,00 % | 11,32 % |

TABLA VIV 2011. Nº DE VIVIENDAS POR MES Y POR TRIMESTRE SEGÚN COMUNIDAD AUTÓNOMA Y PROVINCIA

| CC.AA Y PROVINCIA | ANO | TRIM 1 | TRIM 2 | TRIM 3 | TRIM 4 | ENE | FEB | MAR | ABR | MAY | JUN | JUL | AGO | SEP | OCT | NOV | DIC |
|------------------------|--------|--------|--------|--------|--------|-------|-------|-------|-----|-----|-----|-----|-----|-----|-----|-----|-----|
| TOTAL | 18.244 | 18.244 | | | | 5.543 | 5.650 | 7.051 | | | | | | | | | |
| ANDALUCÍA | 3.144 | 3.144 | | | | 1.320 | 553 | 1.271 | | | | | | | | | |
| Almería | 208 | 208 | | | | 2 | 60 | 146 | | | | | | | | | |
| Córdoba | 295 | 295 | | | | 99 | 133 | 63 | | | | | | | | | |
| Cádiz | 242 | 242 | | | | 102 | 15 | 125 | | | | | | | | | |
| Granada | 356 | 356 | | | | 34 | 83 | 239 | | | | | | | | | |
| Huelva | 240 | 240 | | | | 38 | 33 | 169 | | | | | | | | | |
| Jaén | 269 | 269 | | | | 157 | 30 | 82 | | | | | | | | | |
| Málaga | 221 | 221 | | | | 96 | 72 | 53 | | | | | | | | | |
| Sevilla | 1.313 | 1.313 | | | | 792 | 127 | 394 | | | | | | | | | |
| ARAGÓN | 612 | 612 | | | | 318 | 170 | 124 | | | | | | | | | |
| Huesca | 102 | 102 | | | | 23 | 40 | 39 | | | | | | | | | |
| Teruel | 198 | 198 | | | | 91 | 87 | 20 | | | | | | | | | |
| Zaragoza | 312 | 312 | | | | 204 | 43 | 65 | | | | | | | | | |
| ASTURIAS | | | | | | | | | | | | | | | | | |
| BALEARES / BALEARS | 472 | 472 | | | | 149 | 165 | 158 | | | | | | | | | |
| CANARIAS | 224 | 224 | | | | 50 | 93 | 81 | | | | | | | | | |
| Las Palmas | 96 | 96 | | | | 6 | 71 | 19 | | | | | | | | | |
| Santa Cruz de Tenerife | 128 | 128 | | | | 44 | 22 | 62 | | | | | | | | | |
| CANTABRIA | 269 | 269 | | | | 71 | 57 | 141 | | | | | | | | | |
| CASTILLA-LA MANCHA | 1.072 | 1.072 | | | | 260 | 307 | 505 | | | | | | | | | |
| Albacete | 121 | 121 | | | | 33 | 51 | 37 | | | | | | | | | |
| Ciudad Real | 249 | 249 | | | | 55 | 59 | 134 | | | | | | | | | |
| Cuenca | 168 | 168 | | | | 60 | 47 | 61 | | | | | | | | | |
| Guadalajara | 114 | 114 | | | | 30 | 33 | 51 | | | | | | | | | |
| Toledo | 421 | 421 | | | | 82 | 117 | 222 | | | | | | | | | |
| CASTILLA-LEÓN | 1.576 | 1.576 | | | | 443 | 579 | 554 | | | | | | | | | |
| Ávila | 237 | 237 | | | | 34 | 87 | 116 | | | | | | | | | |
| Burgos | 165 | 165 | | | | 37 | 52 | 76 | | | | | | | | | |
| Segovia | 91 | 91 | | | | 32 | 33 | 26 | | | | | | | | | |
| Soria | 235 | 235 | | | | 75 | 152 | 8 | | | | | | | | | |
| Valladolid | 308 | 308 | | | | 111 | 91 | 106 | | | | | | | | | |
| León | 153 | 153 | | | | 34 | 67 | 52 | | | | | | | | | |
| Palencia | 85 | 85 | | | | 15 | 34 | 36 | | | | | | | | | |
| Salamanca | 126 | 126 | | | | 28 | 32 | 66 | | | | | | | | | |
| Zamora | 176 | 176 | | | | 77 | 31 | 68 | | | | | | | | | |
| CATALUNYA / CATALUNYA | 1.271 | 1.271 | | | | 303 | 478 | 490 | | | | | | | | | |
| Barcelona | 811 | 811 | | | | 213 | 297 | 301 | | | | | | | | | |
| Girona | 267 | 267 | | | | 61 | 101 | 105 | | | | | | | | | |
| Lleida | 102 | 102 | | | | 14 | 54 | 34 | | | | | | | | | |
| Tarragona | 91 | 91 | | | | 15 | 26 | 50 | | | | | | | | | |
| EXTREMADURA | 530 | 530 | | | | 128 | 166 | 236 | | | | | | | | | |
| Cáceres | 159 | 159 | | | | 50 | 44 | 65 | | | | | | | | | |
| Badajoz | 371 | 371 | | | | 78 | 122 | 171 | | | | | | | | | |
| GALICIA | 886 | 886 | | | | 204 | 343 | 339 | | | | | | | | | |
| La Coruña / A Coruña | 341 | 341 | | | | 93 | 126 | 122 | | | | | | | | | |
| Lugo | 84 | 84 | | | | 27 | 35 | 22 | | | | | | | | | |
| Orense / Ourense | 138 | 138 | | | | 28 | 63 | 47 | | | | | | | | | |
| Pontevedra | 323 | 323 | | | | 56 | 119 | 148 | | | | | | | | | |
| MADRID | 2.468 | 2.468 | | | | 648 | 776 | 1.044 | | | | | | | | | |
| MURCIA | 443 | 443 | | | | 213 | 108 | 122 | | | | | | | | | |
| NAVARRA | 1.526 | 1.526 | | | | 181 | 693 | 652 | | | | | | | | | |
| LA RIOJA | 175 | 175 | | | | 104 | 39 | 32 | | | | | | | | | |
| COMUNIDAD VALENCIANA | 1.227 | 1.227 | | | | 544 | 314 | 369 | | | | | | | | | |
| Alicante / Alacant | 446 | 446 | | | | 159 | 185 | 102 | | | | | | | | | |
| Castellón / Castelló | 200 | 200 | | | | 47 | 51 | 102 | | | | | | | | | |
| Valencia | 581 | 581 | | | | 338 | 78 | 165 | | | | | | | | | |
| PAIS VASCO / EUSKADI | 2.232 | 2.232 | | | | 565 | 782 | 885 | | | | | | | | | |
| Álava / Araba | 481 | 481 | | | | 64 | 404 | 13 | | | | | | | | | |
| Gipuzkoa / Gipuzkoa | 604 | 604 | | | | 190 | 128 | 286 | | | | | | | | | |
| Vizcaya / Bizkaia | 1.147 | 1.147 | | | | 311 | 250 | 586 | | | | | | | | | |
| CEUTA | 6 | 6 | | | | 2 | 3 | 1 | | | | | | | | | |
| MELILLA | 111 | 111 | | | | 40 | 24 | 47 | | | | | | | | | |



VIV 2011.2. Nº DE VIVIENDAS POR TRIMESTRE SEGÚN COMUNIDAD AUTÓNOMA Y PROVINCIA. COMPARATIVO Y EVOLUCION

| CC.AA Y PROVINCIA | 1T-2010 | 2T-2010 | 3T-2010 | 4T-2010 | 1T-2011 | 2T-2011 | 3T-2011 | 4T-2011 | TRIM 1 | TRIM 2 | TRIM 3 | TRIM 4 | ACUM. ANC |
|-----------------------------|---------------|---------------|---------------|---------------|---------------|---------|---------|---------|-----------------|-----------------|-----------------|-----------------|-----------------|
| TOTAL | 20.585 | 25.155 | 18.799 | 19.416 | 18.244 | | | | -11,37% | -100,00% | -100,00% | -100,00% | -78,27% |
| ANDALUCIA | 3.854 | 4.063 | 2.593 | 3.687 | 3.144 | | | | -18,42% | -100,00% | -100,00% | -100,00% | -77,85% |
| Almería | 27 | 276 | 171 | 109 | 208 | | | | 670,37% | -100,00% | -100,00% | -100,00% | -64,32% |
| Córdoba | 248 | 276 | 244 | 202 | 295 | | | | 18,95% | -100,00% | -100,00% | -100,00% | -69,59% |
| Cádiz | 342 | 421 | 336 | 431 | 242 | | | | -29,24% | -100,00% | -100,00% | -100,00% | -84,18% |
| Granada | 389 | 454 | 220 | 281 | 356 | | | | -8,48% | -100,00% | -100,00% | -100,00% | -73,51% |
| Huelva | 82 | 163 | 123 | 227 | 240 | | | | 192,68% | -100,00% | -100,00% | -100,00% | -59,66% |
| Jaén | 425 | 756 | 339 | 418 | 269 | | | | -36,71% | -100,00% | -100,00% | -100,00% | -86,12% |
| Málaga | 1.236 | 254 | 510 | 638 | 221 | | | | -82,12% | -100,00% | -100,00% | -100,00% | -91,62% |
| Sevilla | 1.105 | 1.463 | 650 | 1.381 | 1.313 | | | | 18,82% | -100,00% | -100,00% | -100,00% | -71,45% |
| ARAGON | 1.040 | 1.038 | 870 | 927 | 612 | | | | -41,15% | -100,00% | -100,00% | -100,00% | -84,21% |
| Huesca | 274 | 124 | 77 | 121 | 102 | | | | -62,77% | -100,00% | -100,00% | -100,00% | -82,89% |
| Teruel | 84 | 265 | 158 | 185 | 198 | | | | 135,71% | -100,00% | -100,00% | -100,00% | -71,39% |
| Zaragoza | 682 | 649 | 635 | 621 | 312 | | | | -54,25% | -100,00% | -100,00% | -100,00% | -87,94% |
| ASTURIAS | 674 | 785 | 528 | 595 | | | | | -100,00% | -100,00% | -100,00% | -100,00% | -100,00% |
| BALEARES / BALEARS | 462 | 645 | 346 | 530 | 472 | | | | 2,16% | -100,00% | -100,00% | -100,00% | -76,20% |
| CANARIAS | 411 | 412 | 284 | 224 | 224 | | | | -45,50% | -100,00% | -100,00% | -100,00% | -83,17% |
| Las Palmas | 79 | 112 | 44 | 80 | 96 | | | | 21,52% | -100,00% | -100,00% | -100,00% | -69,52% |
| Santa Cruz de Tenerife | 332 | 300 | 240 | 144 | 128 | | | | -61,45% | -100,00% | -100,00% | -100,00% | -87,40% |
| CANTABRIA | 380 | 385 | 228 | 249 | 269 | | | | -29,21% | -100,00% | -100,00% | -100,00% | -78,34% |
| CASTILLA-LA MANCHA | 2.151 | 1.979 | 1.374 | 1.604 | 1.072 | | | | -50,16% | -100,00% | -100,00% | -100,00% | -84,92% |
| Albacete | 471 | 233 | 107 | 340 | 121 | | | | -74,31% | -100,00% | -100,00% | -100,00% | -89,49% |
| Ciudad Real | 450 | 350 | 184 | 223 | 248 | | | | -44,89% | -100,00% | -100,00% | -100,00% | -79,45% |
| Cuenca | 192 | 172 | 153 | 196 | 168 | | | | -12,50% | -100,00% | -100,00% | -100,00% | -76,44% |
| Guadalajara | 328 | 534 | 296 | 193 | 114 | | | | -65,24% | -100,00% | -100,00% | -100,00% | -91,56% |
| Toledo | 710 | 690 | 634 | 652 | 421 | | | | -40,70% | -100,00% | -100,00% | -100,00% | -84,33% |
| CASTILLA-LEON | 1.753 | 2.043 | 1.498 | 1.420 | 1.576 | | | | -10,10% | -100,00% | -100,00% | -100,00% | -79,03% |
| Ávila | 153 | 255 | 149 | 259 | 237 | | | | 54,90% | -100,00% | -100,00% | -100,00% | -70,96% |
| Burgos | 359 | 203 | 288 | 157 | 165 | | | | -54,04% | -100,00% | -100,00% | -100,00% | -83,61% |
| Segovia | 156 | 418 | 142 | 113 | 91 | | | | -41,67% | -100,00% | -100,00% | -100,00% | -89,02% |
| Soria | 139 | 236 | 205 | 59 | 235 | | | | 69,06% | -100,00% | -100,00% | -100,00% | -63,22% |
| Valladolid | 192 | 237 | 271 | 147 | 308 | | | | 60,42% | -100,00% | -100,00% | -100,00% | -63,64% |
| León | 155 | 428 | 158 | 230 | 153 | | | | -1,29% | -100,00% | -100,00% | -100,00% | -84,24% |
| Palencia | 117 | 227 | 110 | 162 | 85 | | | | -27,35% | -100,00% | -100,00% | -100,00% | -86,20% |
| Salamanca | 349 | 419 | 100 | 194 | 126 | | | | -63,90% | -100,00% | -100,00% | -100,00% | -88,14% |
| Zamora | 133 | 420 | 75 | 99 | 176 | | | | 32,33% | -100,00% | -100,00% | -100,00% | -75,79% |
| CATALUÑA / CATALUNYA | 1.558 | 2.330 | 2.044 | 1.882 | 1.271 | | | | -18,42% | -100,00% | -100,00% | -100,00% | -83,73% |
| Barcelona | 819 | 1.731 | 1.128 | 583 | 811 | | | | -0,98% | -100,00% | -100,00% | -100,00% | -80,88% |
| Girona | 333 | 278 | 238 | 245 | 267 | | | | -19,82% | -100,00% | -100,00% | -100,00% | -75,59% |
| Lleida | 109 | 144 | 269 | 786 | 102 | | | | -6,42% | -100,00% | -100,00% | -100,00% | -92,20% |
| Tarragona | 297 | 177 | 409 | 288 | 91 | | | | -69,36% | -100,00% | -100,00% | -100,00% | -92,23% |
| EXTREMADURA | 526 | 524 | 930 | 571 | 530 | | | | 0,76% | -100,00% | -100,00% | -100,00% | -79,22% |
| Cáceres | 247 | 203 | 277 | 316 | 159 | | | | -35,63% | -100,00% | -100,00% | -100,00% | -84,76% |
| Badajoz | 279 | 321 | 653 | 255 | 371 | | | | 32,97% | -100,00% | -100,00% | -100,00% | -75,40% |
| GALICIA | 1.033 | 1.654 | 1.096 | 778 | 886 | | | | -14,23% | -100,00% | -100,00% | -100,00% | -80,57% |
| La Coruña / A Coruña | 493 | 1.069 | 284 | 437 | 341 | | | | -30,83% | -100,00% | -100,00% | -100,00% | -85,06% |
| Lugo | 77 | 102 | 235 | 51 | 84 | | | | 9,09% | -100,00% | -100,00% | -100,00% | -81,94% |
| Ourense / Ourense | 59 | 105 | 57 | 47 | 138 | | | | 133,90% | -100,00% | -100,00% | -100,00% | -48,51% |
| Pontevedra | 404 | 378 | 520 | 243 | 323 | | | | -20,05% | -100,00% | -100,00% | -100,00% | -79,09% |
| MADRID | 2.419 | 2.565 | 2.288 | 2.334 | 2.468 | | | | 2,03% | -100,00% | -100,00% | -100,00% | -74,31% |
| MURCIA | 447 | 980 | 697 | 432 | 443 | | | | -0,89% | -100,00% | -100,00% | -100,00% | -82,67% |
| NAVARRA | 271 | 841 | 1.014 | 726 | 1.526 | | | | 463,10% | -100,00% | -100,00% | -100,00% | -46,49% |
| LA RIOJA | 98 | 233 | 353 | 187 | 175 | | | | 78,57% | -100,00% | -100,00% | -100,00% | -79,91% |
| COMUNIDAD VALENCIA | 1.631 | 1.657 | 1.105 | 1.162 | 1.227 | | | | -24,77% | -100,00% | -100,00% | -100,00% | -77,91% |
| Alicante / Alacant | 512 | 652 | 514 | 388 | 446 | | | | -12,89% | -100,00% | -100,00% | -100,00% | -78,41% |
| Castellón / Castelló | 124 | 121 | 109 | 154 | 200 | | | | 61,29% | -100,00% | -100,00% | -100,00% | -60,63% |
| Valencia | 995 | 884 | 482 | 620 | 581 | | | | -41,61% | -100,00% | -100,00% | -100,00% | -80,51% |
| PAIS VASCO / EUSKADI | 1.804 | 2.105 | 1.459 | 2.054 | 2.232 | | | | 23,73% | -100,00% | -100,00% | -100,00% | -69,93% |
| Álava / Araba | 751 | 771 | 674 | 497 | 481 | | | | -35,95% | -100,00% | -100,00% | -100,00% | -82,14% |
| Guipúzcoa / Gipuzkoa | 497 | 564 | 569 | 1.110 | 604 | | | | 21,53% | -100,00% | -100,00% | -100,00% | -77,96% |
| Vizcaya / Bizkaia | 556 | 770 | 216 | 447 | 1.147 | | | | 106,29% | -100,00% | -100,00% | -100,00% | -42,33% |
| CEUTA | | 22 | 60 | 13 | 6 | | | | 100,00% | -100,00% | -100,00% | -100,00% | -93,68% |
| MELILLA | 73 | 94 | 32 | 41 | 111 | | | | 52,05% | -100,00% | -100,00% | -100,00% | -53,75% |

TABLA VLB 2011. N° DE VIVIENDAS LIBRES SEGÚN COMUNIDAD AUTÓNOMA Y PROVINCIA. AÑO 2011 POR MES Y POR TRIMESTRE

| CC-AA Y PROVINCIA | AÑO | TRIM 1 | TRIM 2 | TRIM 3 | TRIM 4 | ENE | FEB | MAR | ABR | MAY | JUN | JUL | AGO | SEP | OCT | NOV | DIC |
|------------------------|--------|--------|--------|--------|--------|-------|-------|-------|-----|-----|-----|-----|-----|-----|-----|-----|-----|
| TOTAL | 11.932 | 11.932 | 0 | 0 | 0 | 3.733 | 3.301 | 4.898 | 0 | 0 | 0 | 0 | 0 | 0 | 0 | 0 | 0 |
| ANDALUCÍA | 2.172 | 2.172 | 0 | 0 | 0 | 795 | 472 | 905 | 0 | 0 | 0 | 0 | 0 | 0 | 0 | 0 | 0 |
| Almería | 208 | 208 | 0 | 0 | 0 | 2 | 60 | 146 | | | | | | | | | |
| Córdoba | 293 | 293 | 0 | 0 | 0 | 98 | 132 | 63 | | | | | | | | | |
| Cádiz | 140 | 140 | 0 | 0 | 0 | 62 | 15 | 63 | | | | | | | | | |
| Granada | 276 | 276 | 0 | 0 | 0 | 34 | 45 | 197 | | | | | | | | | |
| Huelva | 240 | 240 | 0 | 0 | 0 | 38 | 33 | 169 | | | | | | | | | |
| Jaén | 269 | 269 | 0 | 0 | 0 | 157 | 30 | 82 | | | | | | | | | |
| Málaga | 221 | 221 | 0 | 0 | 0 | 96 | 72 | 53 | | | | | | | | | |
| Sevilla | 525 | 525 | 0 | 0 | 0 | 308 | 85 | 132 | | | | | | | | | |
| ARAGON | 302 | 302 | 0 | 0 | 0 | 82 | 110 | 110 | 0 | 0 | 0 | 0 | 0 | 0 | 0 | 0 | 0 |
| Huesca | 73 | 73 | 0 | 0 | 0 | 23 | 24 | 26 | | | | | | | | | |
| Teruel | 109 | 109 | 0 | 0 | 0 | 47 | 43 | 19 | | | | | | | | | |
| Zaragoza | 120 | 120 | 0 | 0 | 0 | 12 | 43 | 65 | | | | | | | | | |
| ASTURIAS | 0 | 0 | 0 | 0 | 0 | | | | | | | | | | | | |
| BALEARES / BALEARIS | 392 | 392 | 0 | 0 | 0 | 129 | 105 | 158 | | | | | | | | | |
| CANARIAS | 220 | 220 | 0 | 0 | 0 | 50 | 93 | 77 | 0 | 0 | 0 | 0 | 0 | 0 | 0 | 0 | 0 |
| Las Palmas | 96 | 96 | 0 | 0 | 0 | 6 | 71 | 19 | | | | | | | | | |
| Santa Cruz de Tenerife | 124 | 124 | 0 | 0 | 0 | 44 | 22 | 58 | | | | | | | | | |
| CANTABRIA | 173 | 173 | 0 | 0 | 0 | 59 | 57 | 57 | | | | | | | | | |
| CASTILLA-LA MANCHA | 922 | 922 | 0 | 0 | 0 | 215 | 278 | 429 | 0 | 0 | 0 | 0 | 0 | 0 | 0 | 0 | 0 |
| Albacete | 99 | 99 | 0 | 0 | 0 | 27 | 38 | 34 | | | | | | | | | |
| Ciudad Real | 201 | 201 | 0 | 0 | 0 | 52 | 43 | 106 | | | | | | | | | |
| Cuenca | 132 | 132 | 0 | 0 | 0 | 26 | 47 | 59 | | | | | | | | | |
| Guadalajara | 114 | 114 | 0 | 0 | 0 | 30 | 33 | 51 | | | | | | | | | |
| Toledo | 376 | 376 | 0 | 0 | 0 | 80 | 117 | 179 | | | | | | | | | |
| CASTILLA-LEÓN | 1.108 | 1.108 | 0 | 0 | 0 | 333 | 403 | 372 | 0 | 0 | 0 | 0 | 0 | 0 | 0 | 0 | 0 |
| Ávila | 37 | 37 | 0 | 0 | 0 | 0 | 0 | 37 | | | | | | | | | |
| Burgos | 116 | 116 | 0 | 0 | 0 | 16 | 52 | 48 | | | | | | | | | |
| Segovia | 91 | 91 | 0 | 0 | 0 | 32 | 33 | 26 | | | | | | | | | |
| Soria | 170 | 170 | 0 | 0 | 0 | 20 | 142 | 8 | | | | | | | | | |
| Valladolid | 161 | 161 | 0 | 0 | 0 | 111 | 12 | 38 | | | | | | | | | |
| León | 153 | 153 | 0 | 0 | 0 | 34 | 67 | 52 | | | | | | | | | |
| Palencia | 79 | 79 | 0 | 0 | 0 | 15 | 34 | 30 | | | | | | | | | |
| Salamanca | 126 | 126 | 0 | 0 | 0 | 28 | 32 | 66 | | | | | | | | | |
| Zamora | 175 | 175 | 0 | 0 | 0 | 77 | 31 | 67 | | | | | | | | | |
| CATALUNYA / CATALUNYA | 1.133 | 1.133 | 0 | 0 | 0 | 303 | 390 | 440 | 0 | 0 | 0 | 0 | 0 | 0 | 0 | 0 | 0 |
| Barcelona | 743 | 743 | 0 | 0 | 0 | 213 | 247 | 283 | | | | | | | | | |
| Girona | 239 | 239 | 0 | 0 | 0 | 61 | 101 | 77 | | | | | | | | | |
| Lleida | 60 | 60 | 0 | 0 | 0 | 14 | 16 | 30 | | | | | | | | | |
| Tarragona | 91 | 91 | 0 | 0 | 0 | 15 | 26 | 50 | | | | | | | | | |
| EXTREMADURA | 376 | 376 | 0 | 0 | 0 | 119 | 144 | 113 | 0 | 0 | 0 | 0 | 0 | 0 | 0 | 0 | 0 |
| Cáceres | 141 | 141 | 0 | 0 | 0 | 50 | 44 | 47 | | | | | | | | | |
| Badajoz | 235 | 235 | 0 | 0 | 0 | 69 | 100 | 66 | | | | | | | | | |
| GALICIA | 864 | 864 | 0 | 0 | 0 | 204 | 321 | 339 | 0 | 0 | 0 | 0 | 0 | 0 | 0 | 0 | 0 |
| La Coruña / A Coruña | 341 | 341 | 0 | 0 | 0 | 93 | 126 | 122 | | | | | | | | | |
| Lugo | 84 | 84 | 0 | 0 | 0 | 27 | 35 | 22 | | | | | | | | | |
| Orense / Ourense | 117 | 117 | 0 | 0 | 0 | 28 | 42 | 47 | | | | | | | | | |
| Pontevedra | 322 | 322 | 0 | 0 | 0 | 56 | 118 | 148 | | | | | | | | | |
| MADRID | 1.353 | 1.353 | 0 | 0 | 0 | 453 | 350 | 550 | | | | | | | | | |
| MURCIA | 266 | 266 | 0 | 0 | 0 | 37 | 107 | 122 | | | | | | | | | |
| NAVARRA | 384 | 384 | 0 | 0 | 0 | 99 | 80 | 205 | | | | | | | | | |
| LA RIOJA | 105 | 105 | 0 | 0 | 0 | 44 | 39 | 22 | | | | | | | | | |
| COMUNIDAD VALENCIANA | 872 | 872 | 0 | 0 | 0 | 337 | 238 | 297 | 0 | 0 | 0 | 0 | 0 | 0 | 0 | 0 | 0 |
| Alicante / Alacant | 396 | 396 | 0 | 0 | 0 | 145 | 149 | 102 | | | | | | | | | |
| Castellón / Castelló | 74 | 74 | 0 | 0 | 0 | 15 | 29 | 30 | | | | | | | | | |
| Valencia | 402 | 402 | 0 | 0 | 0 | 177 | 60 | 165 | | | | | | | | | |
| PAIS VASCO / EUSKADI | 1.208 | 1.208 | 0 | 0 | 0 | 467 | 87 | 654 | 0 | 0 | 0 | 0 | 0 | 0 | 0 | 0 | 0 |
| Álava / Araba | 84 | 84 | 0 | 0 | 0 | 64 | 7 | 13 | | | | | | | | | |
| Guipúzcoa / Gipuzkoa | 504 | 504 | 0 | 0 | 0 | 190 | 28 | 286 | | | | | | | | | |
| Vizcaya / Bizkaia | 620 | 620 | 0 | 0 | 0 | 213 | 52 | 355 | | | | | | | | | |
| CEUTA | 6 | 6 | 0 | 0 | 0 | 2 | 3 | 1 | | | | | | | | | |
| MELILLA | 76 | 76 | 0 | 0 | 0 | 5 | 24 | 47 | | | | | | | | | |

TABLA VPO 2011.Nº DE VIVIENDAS PROTEGIDAS SEGÚN COMUNIDAD AUTÓNOMA Y PROVINCIA. AÑO 2011 POR MES Y POR TRIMESTRE

| CCAA Y PROVINCIA | AÑO | TRIM 1 | TRIM 2 | TRIM 3 | TRIM 4 | ENE | FEB | MAR | ABR | MAY | JUN | JUL | AGO | SEP | OCT | NOV | DIC |
|------------------------|-------|--------|--------|--------|--------|-------|-------|-------|-----|-----|-----|-----|-----|-----|-----|-----|-----|
| TOTAL | 6.312 | 6.312 | 0 | 0 | 0 | 1.810 | 2.349 | 2.153 | 0 | 0 | 0 | 0 | 0 | 0 | 0 | 0 | 0 |
| ANDALUCÍA | 972 | 972 | 0 | 0 | 0 | 525 | 81 | 366 | 0 | 0 | 0 | 0 | 0 | 0 | 0 | 0 | 0 |
| Almería | 0 | 0 | 0 | 0 | 0 | 0 | 0 | 0 | | | | | | | | | |
| Córdoba | 2 | 2 | 0 | 0 | 0 | 1 | 1 | 0 | | | | | | | | | |
| Cádiz | 102 | 102 | 0 | 0 | 0 | 40 | 0 | 62 | | | | | | | | | |
| Granada | 80 | 80 | 0 | 0 | 0 | 0 | 38 | 42 | | | | | | | | | |
| Huelva | 0 | 0 | 0 | 0 | 0 | 0 | 0 | 0 | | | | | | | | | |
| Jaén | 0 | 0 | 0 | 0 | 0 | 0 | 0 | 0 | | | | | | | | | |
| Málaga | 0 | 0 | 0 | 0 | 0 | 0 | 0 | 0 | | | | | | | | | |
| Sevilla | 788 | 788 | 0 | 0 | 0 | 484 | 42 | 262 | | | | | | | | | |
| ARAGON | 310 | 310 | 0 | 0 | 0 | 236 | 60 | 14 | 0 | 0 | 0 | 0 | 0 | 0 | 0 | 0 | 0 |
| Huesca | 29 | 29 | 0 | 0 | 0 | 0 | 16 | 13 | | | | | | | | | |
| Teruel | 89 | 89 | 0 | 0 | 0 | 44 | 44 | 1 | | | | | | | | | |
| Zaragoza | 192 | 192 | 0 | 0 | 0 | 192 | 0 | 0 | | | | | | | | | |
| ASTURIAS | 0 | 0 | 0 | 0 | 0 | | | | | | | | | | | | |
| BALEARES / BALEARS | 80 | 80 | 0 | 0 | 0 | 20 | 60 | 0 | | | | | | | | | |
| CANARIAS | 4 | 4 | 0 | 0 | 0 | 0 | 0 | 4 | 0 | 0 | 0 | 0 | 0 | 0 | 0 | 0 | 0 |
| Las Palmas | 0 | 0 | 0 | 0 | 0 | 0 | 0 | 0 | | | | | | | | | |
| Santa Cruz de Tenerife | 4 | 4 | 0 | 0 | 0 | 0 | 0 | 4 | | | | | | | | | |
| CANTABRIA | 96 | 96 | 0 | 0 | 0 | 12 | 0 | 84 | | | | | | | | | |
| CASTILLA-LA MANCHA | 150 | 150 | 0 | 0 | 0 | 45 | 29 | 76 | 0 | 0 | 0 | 0 | 0 | 0 | 0 | 0 | 0 |
| Albacete | 22 | 22 | 0 | 0 | 0 | 6 | 13 | 3 | | | | | | | | | |
| Ciudad Real | 47 | 47 | 0 | 0 | 0 | 3 | 16 | 28 | | | | | | | | | |
| Cuenca | 36 | 36 | 0 | 0 | 0 | 34 | 0 | 2 | | | | | | | | | |
| Guadalajara | 0 | 0 | 0 | 0 | 0 | 0 | 0 | 0 | | | | | | | | | |
| Toledo | 45 | 45 | 0 | 0 | 0 | 2 | 0 | 43 | | | | | | | | | |
| CASTILLA-LEÓN | 468 | 468 | 0 | 0 | 0 | 110 | 176 | 182 | 0 | 0 | 0 | 0 | 0 | 0 | 0 | 0 | 0 |
| Ávila | 200 | 200 | 0 | 0 | 0 | 34 | 87 | 79 | | | | | | | | | |
| Burgos | 49 | 49 | 0 | 0 | 0 | 21 | 0 | 28 | | | | | | | | | |
| Segovia | 0 | 0 | 0 | 0 | 0 | 0 | 0 | 0 | | | | | | | | | |
| Soria | 65 | 65 | 0 | 0 | 0 | 55 | 10 | 0 | | | | | | | | | |
| Valladolid | 147 | 147 | 0 | 0 | 0 | 0 | 79 | 68 | | | | | | | | | |
| León | 0 | 0 | 0 | 0 | 0 | 0 | 0 | 0 | | | | | | | | | |
| Palencia | 6 | 6 | 0 | 0 | 0 | 0 | 0 | 6 | | | | | | | | | |
| Salamanca | 0 | 0 | 0 | 0 | 0 | 0 | 0 | 0 | | | | | | | | | |
| Zamora | 1 | 1 | 0 | 0 | 0 | 0 | 0 | 1 | | | | | | | | | |
| CATALUÑA / CATALUNYA | 138 | 138 | 0 | 0 | 0 | 0 | 88 | 50 | 0 | 0 | 0 | 0 | 0 | 0 | 0 | 0 | 0 |
| Barcelona | 68 | 68 | 0 | 0 | 0 | 0 | 50 | 18 | | | | | | | | | |
| Girona | 28 | 28 | 0 | 0 | 0 | 0 | 0 | 28 | | | | | | | | | |
| Lleida | 42 | 42 | 0 | 0 | 0 | 0 | 38 | 4 | | | | | | | | | |
| Tarragona | 0 | 0 | 0 | 0 | 0 | 0 | 0 | 0 | | | | | | | | | |
| EXTREMADURA | 154 | 154 | 0 | 0 | 0 | 9 | 22 | 123 | 0 | 0 | 0 | 0 | 0 | 0 | 0 | 0 | 0 |
| Cáceres | 18 | 18 | 0 | 0 | 0 | 0 | 0 | 18 | | | | | | | | | |
| Badajoz | 136 | 136 | 0 | 0 | 0 | 9 | 22 | 105 | | | | | | | | | |
| GALICIA | 22 | 22 | 0 | 0 | 0 | 0 | 22 | 0 | 0 | 0 | 0 | 0 | 0 | 0 | 0 | 0 | 0 |
| La Coruña / A Coruña | 0 | 0 | 0 | 0 | 0 | 0 | 0 | 0 | | | | | | | | | |
| Lugo | 0 | 0 | 0 | 0 | 0 | 0 | 0 | 0 | | | | | | | | | |
| Ourense / Ourense | 21 | 21 | 0 | 0 | 0 | 0 | 21 | 0 | | | | | | | | | |
| Pontevedra | 1 | 1 | 0 | 0 | 0 | 0 | 1 | 0 | | | | | | | | | |
| MADRID | 1.115 | 1.115 | 0 | 0 | 0 | 195 | 426 | 494 | | | | | | | | | |
| MURCIA | 177 | 177 | 0 | 0 | 0 | 176 | 1 | 0 | | | | | | | | | |
| NAVARRA | 1.142 | 1.142 | 0 | 0 | 0 | 82 | 613 | 447 | | | | | | | | | |
| LA RIOJA | 70 | 70 | 0 | 0 | 0 | 60 | 0 | 10 | | | | | | | | | |
| COMUNIDAD VALENCIANA | 355 | 355 | 0 | 0 | 0 | 207 | 76 | 72 | 0 | 0 | 0 | 0 | 0 | 0 | 0 | 0 | 0 |
| Alicante / Alacant | 50 | 50 | 0 | 0 | 0 | 14 | 36 | 0 | | | | | | | | | |
| Castellón / Castelló | 126 | 126 | 0 | 0 | 0 | 32 | 22 | 72 | | | | | | | | | |
| Valencia | 179 | 179 | 0 | 0 | 0 | 161 | 18 | 0 | | | | | | | | | |
| PAIS VASCO / EUSKADI | 1.024 | 1.024 | 0 | 0 | 0 | 98 | 695 | 231 | 0 | 0 | 0 | 0 | 0 | 0 | 0 | 0 | 0 |
| Alava / Araba | 397 | 397 | 0 | 0 | 0 | 0 | 397 | 0 | | | | | | | | | |
| Guipúzcoa / Gipuzkoa | 100 | 100 | 0 | 0 | 0 | 0 | 100 | 0 | | | | | | | | | |
| Vizcaya / Bizkaia | 527 | 527 | 0 | 0 | 0 | 98 | 198 | 231 | | | | | | | | | |
| CEUTA | 0 | 0 | 0 | 0 | 0 | 0 | 0 | 0 | | | | | | | | | |
| MELILLA | 35 | 35 | 0 | 0 | 0 | 35 | 0 | 0 | | | | | | | | | |

TABLA SVS 2011. SUPERFICIE CONSTRUIDA DE EDIFICACIÓN POR MES Y POR TRIMESTRE SEGÚN COMUNIDAD AUTÓNOMA Y PROVINCIA

| CC.AA Y PROVINCIA | AÑO | TRIM 1 | TRIM 2 | TRIM 3 | TRIM 4 | ENE | FEB | MAR | ABR | MAY | JUN | JUL | AGO | SEP | OCT | NOV | DIC |
|------------------------|-----------|-----------|--------|--------|--------|-----------|-----------|-----------|-----|-----|-----|-----|-----|-----|-----|-----|-----|
| TOTAL | 4.606.343 | 4.606.343 | | | | 1.371.906 | 1.356.024 | 1.078.413 | | | | | | | | | |
| ANDALUCÍA | 643.367 | 643.367 | | | | 234.148 | 143.752 | 265.467 | | | | | | | | | |
| Almería | 39.979 | 39.979 | | | | 931 | 12.085 | 26.963 | | | | | | | | | |
| Córdoba | 58.573 | 58.573 | | | | 18.458 | 26.494 | 13.621 | | | | | | | | | |
| Cádiz | 36.779 | 36.779 | | | | 19.905 | 3.534 | 13.340 | | | | | | | | | |
| Granada | 87.736 | 87.736 | | | | 11.018 | 19.380 | 57.338 | | | | | | | | | |
| Huelva | 56.773 | 56.773 | | | | 7.615 | 6.920 | 42.238 | | | | | | | | | |
| Jaén | 53.624 | 53.624 | | | | 24.046 | 6.959 | 22.619 | | | | | | | | | |
| Málaga | 130.733 | 130.733 | | | | 59.238 | 31.423 | 40.072 | | | | | | | | | |
| Sevilla | 179.170 | 179.170 | | | | 92.937 | 36.957 | 49.276 | | | | | | | | | |
| ARAGON | 167.111 | 167.111 | | | | 63.986 | 39.996 | 63.129 | | | | | | | | | |
| Huesca | 28.884 | 28.884 | | | | 5.346 | 10.172 | 13.366 | | | | | | | | | |
| Teruel | 48.548 | 48.548 | | | | 22.891 | 17.666 | 7.991 | | | | | | | | | |
| Zaragoza | 89.679 | 89.679 | | | | 35.749 | 12.158 | 41.772 | | | | | | | | | |
| ASTURIAS | | | | | | | | | | | | | | | | | |
| BALEARES / BALEARS | 74.399 | 74.399 | | | | 4.608 | 12.380 | 57.411 | | | | | | | | | |
| CANARIAS | 112.002 | 112.002 | | | | 36.088 | 28.928 | 46.986 | | | | | | | | | |
| Las Palmas | 88.487 | 88.487 | | | | 28.434 | 23.997 | 36.056 | | | | | | | | | |
| Santa Cruz de Tenerife | 23.515 | 23.515 | | | | 7.654 | 4.931 | 10.930 | | | | | | | | | |
| CANTABRIA | 96.077 | 96.077 | | | | 23.817 | 33.060 | 39.200 | | | | | | | | | |
| CASTILLA-LA MANCHA | 358.371 | 358.371 | | | | 110.157 | 80.296 | 167.918 | | | | | | | | | |
| Albacete | 24.085 | 24.085 | | | | 5.423 | 9.511 | 9.151 | | | | | | | | | |
| Ciudad Real | 93.813 | 93.813 | | | | 26.953 | 17.704 | 49.156 | | | | | | | | | |
| Cuenca | 46.147 | 46.147 | | | | 15.415 | 13.298 | 17.434 | | | | | | | | | |
| Guadalajara | | | | | | | | | | | | | | | | | |
| Toledo | 194.326 | 194.326 | | | | 62.366 | 39.783 | 92.177 | | | | | | | | | |
| CASTILLA-LEÓN | 421.738 | 421.738 | | | | 122.905 | 133.459 | 165.374 | | | | | | | | | |
| Ávila | 41.849 | 41.849 | | | | 7.039 | 17.883 | 16.927 | | | | | | | | | |
| Burgos | 46.661 | 46.661 | | | | 6.678 | 12.518 | 27.465 | | | | | | | | | |
| Segovia | 50.553 | 50.553 | | | | 34.186 | 8.839 | 7.528 | | | | | | | | | |
| Soria | 57.793 | 57.793 | | | | 12.375 | 36.751 | 8.667 | | | | | | | | | |
| Valladolid | 99.438 | 99.438 | | | | 27.599 | 15.960 | 55.879 | | | | | | | | | |
| León | 42.354 | 42.354 | | | | 8.737 | 17.644 | 15.973 | | | | | | | | | |
| Palencia | 21.179 | 21.179 | | | | 4.233 | 8.736 | 8.210 | | | | | | | | | |
| Salamanca | 32.541 | 32.541 | | | | 9.593 | 8.669 | 14.279 | | | | | | | | | |
| Zamora | 29.370 | 29.370 | | | | 12.465 | 6.459 | 10.446 | | | | | | | | | |
| CATALUÑA / CATALUNYA | 743.537 | 743.537 | | | | 206.994 | 258.671 | 277.872 | | | | | | | | | |
| Barcelona | 512.328 | 512.328 | | | | 161.817 | 170.540 | 179.971 | | | | | | | | | |
| Girona | 115.453 | 115.453 | | | | 23.798 | 42.711 | 48.944 | | | | | | | | | |
| Lleida | 41.394 | 41.394 | | | | 5.625 | 15.487 | 20.282 | | | | | | | | | |
| Tarragona | 74.362 | 74.362 | | | | 15.754 | 29.933 | 28.675 | | | | | | | | | |
| EXTREMADURA | 196.758 | 196.758 | | | | 55.605 | 46.389 | 94.764 | | | | | | | | | |
| Cáceres | 43.824 | 43.824 | | | | 15.377 | 12.597 | 15.850 | | | | | | | | | |
| Badajoz | 152.934 | 152.934 | | | | 40.228 | 33.792 | 78.914 | | | | | | | | | |
| GALICIA | 220.313 | 220.313 | | | | 50.793 | 88.787 | 80.733 | | | | | | | | | |
| La Coruña / A Coruña | 83.834 | 83.834 | | | | 21.969 | 32.236 | 29.629 | | | | | | | | | |
| Lugo | 20.646 | 20.646 | | | | 6.616 | 7.820 | 6.210 | | | | | | | | | |
| Ourense / Ourense | 31.224 | 31.224 | | | | 5.298 | 15.510 | 10.416 | | | | | | | | | |
| Pontevedra | 84.609 | 84.609 | | | | 16.910 | 33.221 | 34.478 | | | | | | | | | |
| MADRID | 308.233 | 308.233 | | | | 96.548 | 36.370 | 175.315 | | | | | | | | | |
| MURCIA | 139.375 | 139.375 | | | | 51.572 | 42.338 | 45.465 | | | | | | | | | |
| NAVARRA | 312.408 | 312.408 | | | | 49.297 | 132.903 | 130.208 | | | | | | | | | |
| LA RIOJA | 38.934 | 38.934 | | | | 21.058 | 10.563 | 7.313 | | | | | | | | | |
| COMUNIDAD VALENCIANA | 311.084 | 311.084 | | | | 129.384 | 83.774 | 97.926 | | | | | | | | | |
| Alicante / Alacant | 81.116 | 81.116 | | | | 31.612 | 28.711 | 20.793 | | | | | | | | | |
| Castellón / Castelló | 52.683 | 52.683 | | | | 10.719 | 17.987 | 23.977 | | | | | | | | | |
| Valencia | 177.285 | 177.285 | | | | 87.053 | 37.076 | 53.156 | | | | | | | | | |
| País Vasco / Euskadi | 443.971 | 443.971 | | | | 109.158 | 180.050 | 154.763 | | | | | | | | | |
| Álava / Araba | 80.099 | 80.099 | | | | 12.635 | 63.737 | 3.727 | | | | | | | | | |
| Guipúzcoa / Gipuzkoa | 103.143 | 103.143 | | | | 37.793 | 22.429 | 42.921 | | | | | | | | | |
| Vizcaya / Bizkaia | 260.729 | 260.729 | | | | 58.730 | 93.884 | 108.115 | | | | | | | | | |
| CEUTA | 1.083 | 1.083 | | | | 292 | 500 | 291 | | | | | | | | | |
| MELILLA | 17.582 | 17.582 | | | | 5.496 | 3.808 | 8.278 | | | | | | | | | |

TABLA SVI 2011. SUPERFICIE CONSTRUIDA DE EDIFICIOS RESIDENCIALES
 SEGÚN COMUNIDAD AUTÓNOMA Y PROVINCIA. AÑO 2011 POR MES Y POR TRIMESTRE.

| CCAA Y PROVINCIA | AÑO | TRIM 1 | TRIM 2 | TRIM 3 | TRIM 4 | ENE | FEB | MAR | ABR | MAY | JUN | JUL | AGO | SEP | OCT | NOV | DIC |
|------------------------|-----------|-----------|--------|--------|--------|---------|---------|-----------|-----|-----|-----|-----|-----|-----|-----|-----|-----|
| TOTAL | 3.125.673 | 3.125.673 | 0 | 0 | 0 | 936.450 | 928.822 | 1.260.401 | 0 | 0 | 0 | 0 | 0 | 0 | 0 | 0 | 0 |
| ANDALUCÍA | 505.109 | 505.109 | 0 | 0 | 0 | 189.498 | 113.466 | 202.145 | 0 | 0 | 0 | 0 | 0 | 0 | 0 | 0 | 0 |
| Almería | 34.896 | 34.896 | 0 | 0 | 0 | 280 | 11.090 | 23.526 | | | | | | | | | |
| Córdoba | 58.573 | 58.573 | 0 | 0 | 0 | 18.458 | 26.494 | 13.621 | | | | | | | | | |
| Cádiz | 36.365 | 36.365 | 0 | 0 | 0 | 19.905 | 3.120 | 13.340 | | | | | | | | | |
| Granada | 58.620 | 58.620 | 0 | 0 | 0 | 7.728 | 13.684 | 37.208 | | | | | | | | | |
| Huelva | 37.526 | 37.526 | 0 | 0 | 0 | 6.234 | 6.343 | 24.949 | | | | | | | | | |
| Jaén | 53.329 | 53.329 | 0 | 0 | 0 | 23.751 | 6.959 | 22.619 | | | | | | | | | |
| Málaga | 70.144 | 70.144 | 0 | 0 | 0 | 26.163 | 22.224 | 21.757 | | | | | | | | | |
| Sevilla | 155.656 | 155.656 | 0 | 0 | 0 | 86.979 | 23.552 | 45.125 | | | | | | | | | |
| ARAGON | 113.093 | 113.093 | 0 | 0 | 0 | 55.713 | 28.954 | 28.426 | 0 | 0 | 0 | 0 | 0 | 0 | 0 | 0 | 0 |
| Huesca | 18.114 | 18.114 | 0 | 0 | 0 | 4.920 | 6.194 | 7.000 | | | | | | | | | |
| Teruel | 34.159 | 34.159 | 0 | 0 | 0 | 16.874 | 12.784 | 4.501 | | | | | | | | | |
| Zaragoza | 60.820 | 60.820 | 0 | 0 | 0 | 33.919 | 9.976 | 16.925 | | | | | | | | | |
| ASTURIAS | 0 | 0 | 0 | 0 | 0 | | | | | | | | | | | | |
| BALEARES / BALEARS | 57.807 | 57.807 | 0 | 0 | 0 | 3.992 | 9.498 | 44.317 | | | | | | | | | |
| CANARIAS | 75.216 | 75.216 | 0 | 0 | 0 | 8.157 | 20.464 | 46.595 | 0 | 0 | 0 | 0 | 0 | 0 | 0 | 0 | 0 |
| Las Palmas | 51.701 | 51.701 | 0 | 0 | 0 | 503 | 15.533 | 35.665 | | | | | | | | | |
| Santa Cruz de Tenerife | 23.515 | 23.515 | 0 | 0 | 0 | 7.654 | 4.931 | 10.930 | | | | | | | | | |
| CANTABRIA | 46.517 | 46.517 | 0 | 0 | 0 | 11.748 | 10.035 | 24.734 | | | | | | | | | |
| CASTILLA-LA MANCHA | 203.082 | 203.082 | 0 | 0 | 0 | 48.939 | 58.253 | 95.890 | 0 | 0 | 0 | 0 | 0 | 0 | 0 | 0 | 0 |
| Albacete | 17.813 | 17.813 | 0 | 0 | 0 | 4.929 | 6.350 | 6.534 | | | | | | | | | |
| Ciudad Real | 61.966 | 61.966 | 0 | 0 | 0 | 14.036 | 14.938 | 32.992 | | | | | | | | | |
| Cuenca | 34.559 | 34.559 | 0 | 0 | 0 | 11.159 | 9.953 | 13.447 | | | | | | | | | |
| Guadalajara | 0 | 0 | 0 | 0 | 0 | | | | | | | | | | | | |
| Toledo | 88.744 | 88.744 | 0 | 0 | 0 | 18.815 | 27.012 | 42.917 | | | | | | | | | |
| CASTILLA-LEÓN | 320.726 | 320.726 | 0 | 0 | 0 | 110.775 | 113.078 | 96.873 | 0 | 0 | 0 | 0 | 0 | 0 | 0 | 0 | 0 |
| Ávila | 33.386 | 33.386 | 0 | 0 | 0 | 6.248 | 16.107 | 11.031 | | | | | | | | | |
| Burgos | 28.998 | 28.998 | 0 | 0 | 0 | 6.000 | 7.794 | 15.204 | | | | | | | | | |
| Segovia | 46.620 | 46.620 | 0 | 0 | 0 | 32.730 | 7.103 | 6.787 | | | | | | | | | |
| Soria | 47.988 | 47.988 | 0 | 0 | 0 | 10.972 | 35.498 | 1.518 | | | | | | | | | |
| Valladolid | 64.438 | 64.438 | 0 | 0 | 0 | 26.500 | 15.139 | 22.799 | | | | | | | | | |
| León | 30.018 | 30.018 | 0 | 0 | 0 | 6.065 | 12.366 | 11.587 | | | | | | | | | |
| Palencia | 17.010 | 17.010 | 0 | 0 | 0 | 3.312 | 7.951 | 5.747 | | | | | | | | | |
| Salamanca | 25.150 | 25.150 | 0 | 0 | 0 | 7.373 | 5.664 | 12.113 | | | | | | | | | |
| Zamora | 27.118 | 27.118 | 0 | 0 | 0 | 11.575 | 5.456 | 10.087 | | | | | | | | | |
| CATALUÑA / CATALUNYA | 225.997 | 225.997 | 0 | 0 | 0 | 52.409 | 86.225 | 87.363 | 0 | 0 | 0 | 0 | 0 | 0 | 0 | 0 | 0 |
| Barcelona | 125.934 | 125.934 | 0 | 0 | 0 | 32.562 | 46.827 | 46.545 | | | | | | | | | |
| Girona | 53.030 | 53.030 | 0 | 0 | 0 | 12.789 | 18.806 | 21.435 | | | | | | | | | |
| Lleida | 24.650 | 24.650 | 0 | 0 | 0 | 2.845 | 12.503 | 9.302 | | | | | | | | | |
| Tarragona | 22.383 | 22.383 | 0 | 0 | 0 | 4.213 | 8.089 | 10.081 | | | | | | | | | |
| EXTREMADURA | 109.126 | 109.126 | 0 | 0 | 0 | 28.885 | 33.317 | 46.924 | 0 | 0 | 0 | 0 | 0 | 0 | 0 | 0 | 0 |
| Cáceres | 32.670 | 32.670 | 0 | 0 | 0 | 10.447 | 9.690 | 12.533 | | | | | | | | | |
| Badajoz | 76.456 | 76.456 | 0 | 0 | 0 | 18.438 | 23.627 | 34.391 | | | | | | | | | |
| GALICIA | 215.120 | 215.120 | 0 | 0 | 0 | 47.788 | 87.172 | 80.160 | 0 | 0 | 0 | 0 | 0 | 0 | 0 | 0 | 0 |
| La Coruña / A Coruña | 83.149 | 83.149 | 0 | 0 | 0 | 21.865 | 32.228 | 29.056 | | | | | | | | | |
| Lugo | 20.646 | 20.646 | 0 | 0 | 0 | 6.616 | 7.820 | 6.210 | | | | | | | | | |
| Ourense / Ourense | 29.869 | 29.869 | 0 | 0 | 0 | 5.298 | 14.155 | 10.416 | | | | | | | | | |
| Pontevedra | 81.456 | 81.456 | 0 | 0 | 0 | 14.009 | 32.969 | 34.478 | | | | | | | | | |
| MADRID | 237.080 | 237.080 | 0 | 0 | 0 | 75.352 | 33.642 | 128.086 | | | | | | | | | |
| MURCIA | 77.524 | 77.524 | 0 | 0 | 0 | 27.830 | 23.641 | 26.053 | | | | | | | | | |
| NAVARRA | 265.695 | 265.695 | 0 | 0 | 0 | 34.071 | 112.046 | 119.578 | | | | | | | | | |
| LA RIOJA | 31.172 | 31.172 | 0 | 0 | 0 | 17.177 | 7.071 | 6.924 | | | | | | | | | |
| COMUNIDAD VALENCIANA | 276.523 | 276.523 | 0 | 0 | 0 | 121.073 | 71.851 | 83.599 | 0 | 0 | 0 | 0 | 0 | 0 | 0 | 0 | 0 |
| Alicante / Alacant | 81.116 | 81.116 | 0 | 0 | 0 | 31.612 | 28.711 | 20.793 | | | | | | | | | |
| Castellón / Castelló | 36.700 | 36.700 | 0 | 0 | 0 | 8.220 | 10.241 | 18.239 | | | | | | | | | |
| Valencia | 158.707 | 158.707 | 0 | 0 | 0 | 81.241 | 32.899 | 44.567 | | | | | | | | | |
| PAIS VASCO / EUSKADI | 347.221 | 347.221 | 0 | 0 | 0 | 97.255 | 115.801 | 134.165 | 0 | 0 | 0 | 0 | 0 | 0 | 0 | 0 | 0 |
| Álava / Araba | 75.032 | 75.032 | 0 | 0 | 0 | 8.216 | 63.538 | 3.278 | | | | | | | | | |
| Guipúzcoa / Gipuzkoa | 85.268 | 85.268 | 0 | 0 | 0 | 36.290 | 16.176 | 32.802 | | | | | | | | | |
| Vizcaya / Bizkaia | 186.921 | 186.921 | 0 | 0 | 0 | 52.749 | 36.087 | 98.085 | | | | | | | | | |
| CEUTA | 1.083 | 1.083 | 0 | 0 | 0 | 292 | 500 | 291 | | | | | | | | | |
| MELILLA | 17.582 | 17.582 | 0 | 0 | 0 | 5.496 | 3.808 | 8.278 | | | | | | | | | |

TABLA SED 2011. SUPERFICIE CONSTRUIDA DE EDIFICIOS NO RESIDENCIALES
SEGÚN COMUNIDAD AUTÓNOMA Y PROVINCIA. AÑO 2011 POR MES Y POR TRIMESTRE

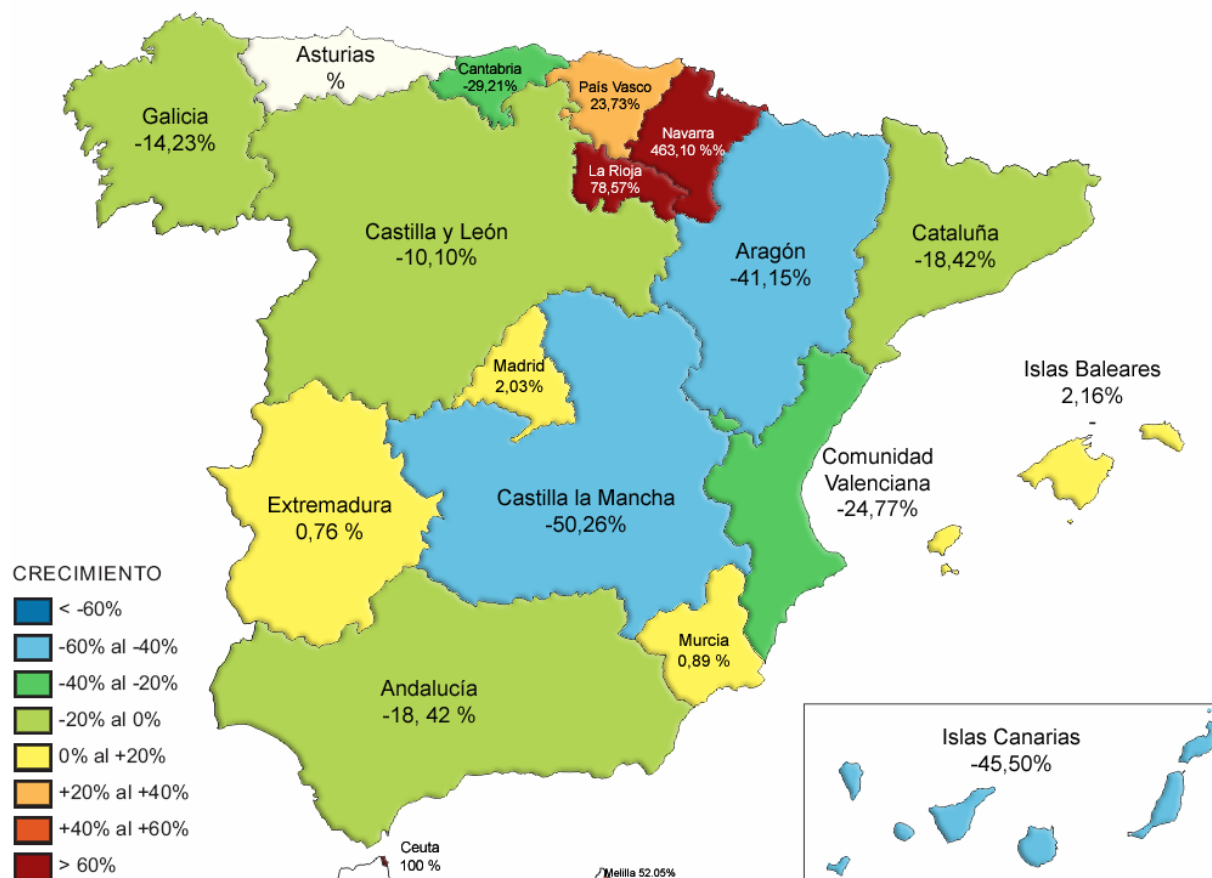
| CC.AA Y PROVINCIA | AÑO | TRIM 1 | TRIM 2 | TRIM 3 | TRIM 4 | ENE | FEB | MAR | ABR | MAY | JUN | JUL | AGO | SEP | OCT | NOV | DIC |
|------------------------|-----------|-----------|--------|--------|--------|---------|---------|---------|-----|-----|-----|-----|-----|-----|-----|-----|-----|
| TOTAL | 1.480.670 | 1.480.670 | 0 | 0 | 0 | 435.456 | 427.202 | 618.012 | 0 | 0 | 0 | 0 | 0 | 0 | 0 | 0 | 0 |
| ANDALUCÍA | 138.258 | 138.258 | 0 | 0 | 0 | 44.650 | 30.286 | 63.322 | 0 | 0 | 0 | 0 | 0 | 0 | 0 | 0 | 0 |
| Almería | 5.083 | 5.083 | 0 | 0 | 0 | 651 | 995 | 3.437 | | | | | | | | | |
| Córdoba | 0 | 0 | 0 | 0 | 0 | 0 | 0 | 0 | | | | | | | | | |
| Cádiz | 414 | 414 | 0 | 0 | 0 | 0 | 414 | 0 | | | | | | | | | |
| Granada | 29.116 | 29.116 | 0 | 0 | 0 | 3.290 | 5.696 | 20.130 | | | | | | | | | |
| Huelva | 19.247 | 19.247 | 0 | 0 | 0 | 1.381 | 577 | 17.289 | | | | | | | | | |
| Jaén | 295 | 295 | 0 | 0 | 0 | 295 | 0 | 0 | | | | | | | | | |
| Málaga | 60.589 | 60.589 | 0 | 0 | 0 | 33.075 | 9.199 | 18.315 | | | | | | | | | |
| Sevilla | 23.514 | 23.514 | 0 | 0 | 0 | 5.958 | 13.405 | 4.151 | | | | | | | | | |
| ARAGON | 54.018 | 54.018 | 0 | 0 | 0 | 8.273 | 11.042 | 34.703 | 0 | 0 | 0 | 0 | 0 | 0 | 0 | 0 | 0 |
| Huesca | 10.770 | 10.770 | 0 | 0 | 0 | 426 | 3.978 | 6.366 | | | | | | | | | |
| Teruel | 14.389 | 14.389 | 0 | 0 | 0 | 6.017 | 4.882 | 3.490 | | | | | | | | | |
| Zaragoza | 28.859 | 28.859 | 0 | 0 | 0 | 1.830 | 2.182 | 24.847 | | | | | | | | | |
| ASTURIAS | 0 | 0 | 0 | 0 | 0 | | | | | | | | | | | | |
| BALEARES / BALEARIS | 16.592 | 16.592 | 0 | 0 | 0 | 616 | 2.882 | 13.094 | | | | | | | | | |
| CANARIAS | 36.786 | 36.786 | 0 | 0 | 0 | 27.931 | 8.464 | 391 | 0 | 0 | 0 | 0 | 0 | 0 | 0 | 0 | 0 |
| Las Palmas | 36.786 | 36.786 | 0 | 0 | 0 | 27.931 | 8.464 | 391 | | | | | | | | | |
| Santa Cruz de Tenerife | 0 | 0 | 0 | 0 | 0 | 0 | 0 | 0 | | | | | | | | | |
| CANTABRIA | 49.560 | 49.560 | 0 | 0 | 0 | 12.069 | 23.025 | 14.466 | | | | | | | | | |
| CASTILLA-LA MANCHA | 155.289 | 155.289 | 0 | 0 | 0 | 61.218 | 22.043 | 72.028 | 0 | 0 | 0 | 0 | 0 | 0 | 0 | 0 | 0 |
| Albacete | 6.272 | 6.272 | 0 | 0 | 0 | 494 | 3.161 | 2.617 | | | | | | | | | |
| Ciudad Real | 31.847 | 31.847 | 0 | 0 | 0 | 12.917 | 2.766 | 16.164 | | | | | | | | | |
| Cuenca | 11.588 | 11.588 | 0 | 0 | 0 | 4.256 | 3.345 | 3.987 | | | | | | | | | |
| Guadalajara | 0 | 0 | 0 | 0 | 0 | | | | | | | | | | | | |
| Toledo | 105.582 | 105.582 | 0 | 0 | 0 | 43.551 | 12.771 | 49.260 | | | | | | | | | |
| CASTILLA-LEÓN | 101.012 | 101.012 | 0 | 0 | 0 | 12.130 | 20.381 | 68.501 | 0 | 0 | 0 | 0 | 0 | 0 | 0 | 0 | 0 |
| Ávila | 8.463 | 8.463 | 0 | 0 | 0 | 791 | 1.776 | 5.896 | | | | | | | | | |
| Burgos | 17.663 | 17.663 | 0 | 0 | 0 | 678 | 4.724 | 12.261 | | | | | | | | | |
| Segovia | 3.933 | 3.933 | 0 | 0 | 0 | 1.456 | 1.736 | 741 | | | | | | | | | |
| Soria | 9.805 | 9.805 | 0 | 0 | 0 | 1.403 | 1.253 | 7.149 | | | | | | | | | |
| Valladolid | 35.000 | 35.000 | 0 | 0 | 0 | 1.099 | 821 | 33.080 | | | | | | | | | |
| León | 12.336 | 12.336 | 0 | 0 | 0 | 2.672 | 5.278 | 4.386 | | | | | | | | | |
| Palencia | 4.169 | 4.169 | 0 | 0 | 0 | 921 | 785 | 2.463 | | | | | | | | | |
| Salamanca | 7.391 | 7.391 | 0 | 0 | 0 | 2.220 | 3.005 | 2.166 | | | | | | | | | |
| Zamora | 2.252 | 2.252 | 0 | 0 | 0 | 890 | 1.003 | 359 | | | | | | | | | |
| CATALUNA / CATALUNYA | 517.540 | 517.540 | 0 | 0 | 0 | 154.585 | 172.446 | 190.509 | 0 | 0 | 0 | 0 | 0 | 0 | 0 | 0 | 0 |
| Barcelona | 386.394 | 386.394 | 0 | 0 | 0 | 129.255 | 123.713 | 133.426 | | | | | | | | | |
| Girona | 62.423 | 62.423 | 0 | 0 | 0 | 11.009 | 23.905 | 27.509 | | | | | | | | | |
| Lleida | 16.744 | 16.744 | 0 | 0 | 0 | 2.780 | 2.984 | 10.980 | | | | | | | | | |
| Tarragona | 51.979 | 51.979 | 0 | 0 | 0 | 11.541 | 21.844 | 18.594 | | | | | | | | | |
| EXTREMADURA | 87.632 | 87.632 | 0 | 0 | 0 | 26.720 | 13.072 | 47.840 | 0 | 0 | 0 | 0 | 0 | 0 | 0 | 0 | 0 |
| Cáceres | 11.154 | 11.154 | 0 | 0 | 0 | 4.930 | 2.907 | 3.317 | | | | | | | | | |
| Badajoz | 76.478 | 76.478 | 0 | 0 | 0 | 21.790 | 10.165 | 44.523 | | | | | | | | | |
| GALICIA | 5.193 | 5.193 | 0 | 0 | 0 | 3.005 | 1.615 | 573 | 0 | 0 | 0 | 0 | 0 | 0 | 0 | 0 | 0 |
| La Coruña / A Coruña | 685 | 685 | 0 | 0 | 0 | 104 | 8 | 573 | | | | | | | | | |
| Lugo | 0 | 0 | 0 | 0 | 0 | 0 | 0 | 0 | | | | | | | | | |
| Orense / Ourense | 1.355 | 1.355 | 0 | 0 | 0 | 0 | 1.355 | 0 | | | | | | | | | |
| Pontevedra | 3.153 | 3.153 | 0 | 0 | 0 | 2.901 | 252 | 0 | | | | | | | | | |
| MADRID | 71.153 | 71.153 | 0 | 0 | 0 | 21.196 | 2.728 | 47.229 | | | | | | | | | |
| MURCIA | 61.851 | 61.851 | 0 | 0 | 0 | 23.742 | 18.697 | 19.412 | | | | | | | | | |
| NAVARRA | 46.713 | 46.713 | 0 | 0 | 0 | 15.226 | 20.857 | 10.630 | | | | | | | | | |
| LA RIOJA | 7.762 | 7.762 | 0 | 0 | 0 | 3.881 | 3.492 | 389 | | | | | | | | | |
| COMUNIDAD VALENCIANA | 34.561 | 34.561 | 0 | 0 | 0 | 8.311 | 11.923 | 14.327 | 0 | 0 | 0 | 0 | 0 | 0 | 0 | 0 | 0 |
| Alicante / Alacant | 44.084 | 920 | 35.385 | 7.779 | 0 | | | | | | | | | | | | |
| Castellón / Castelló | 15.983 | 15.983 | 0 | 0 | 0 | 2.499 | 7.746 | 5.738 | | | | | | | | | |
| Valencia | 18.578 | 18.578 | 0 | 0 | 0 | 5.812 | 4.177 | 8.589 | | | | | | | | | |
| PAIS VASCO / EUSKADI | 96.750 | 96.750 | 0 | 0 | 0 | 11.903 | 64.249 | 20.598 | 0 | 0 | 0 | 0 | 0 | 0 | 0 | 0 | 0 |
| Álava / Araba | 5.067 | 5.067 | 0 | 0 | 0 | 4.419 | 199 | 449 | | | | | | | | | |
| Guipúzcoa / Gipuzkoa | 17.875 | 17.875 | 0 | 0 | 0 | 1.503 | 6.253 | 10.119 | | | | | | | | | |
| Vizcaya / Bizkaia | 73.808 | 73.808 | 0 | 0 | 0 | 5.981 | 57.797 | 10.030 | | | | | | | | | |
| CEUTA | 0 | 0 | 0 | 0 | 0 | 0 | 0 | 0 | | | | | | | | | |
| MELILLA | 0 | 0 | 0 | 0 | 0 | 0 | 0 | 0 | | | | | | | | | |

TABLA SPV 2011. SUPERFICIE CONSTRUIDA POR VIVIENDA
SEGÚN COMUNIDAD AUTÓNOMA Y PROVINCIA. AÑO 2011 POR MES Y POR TRIMESTRE

[illegible]

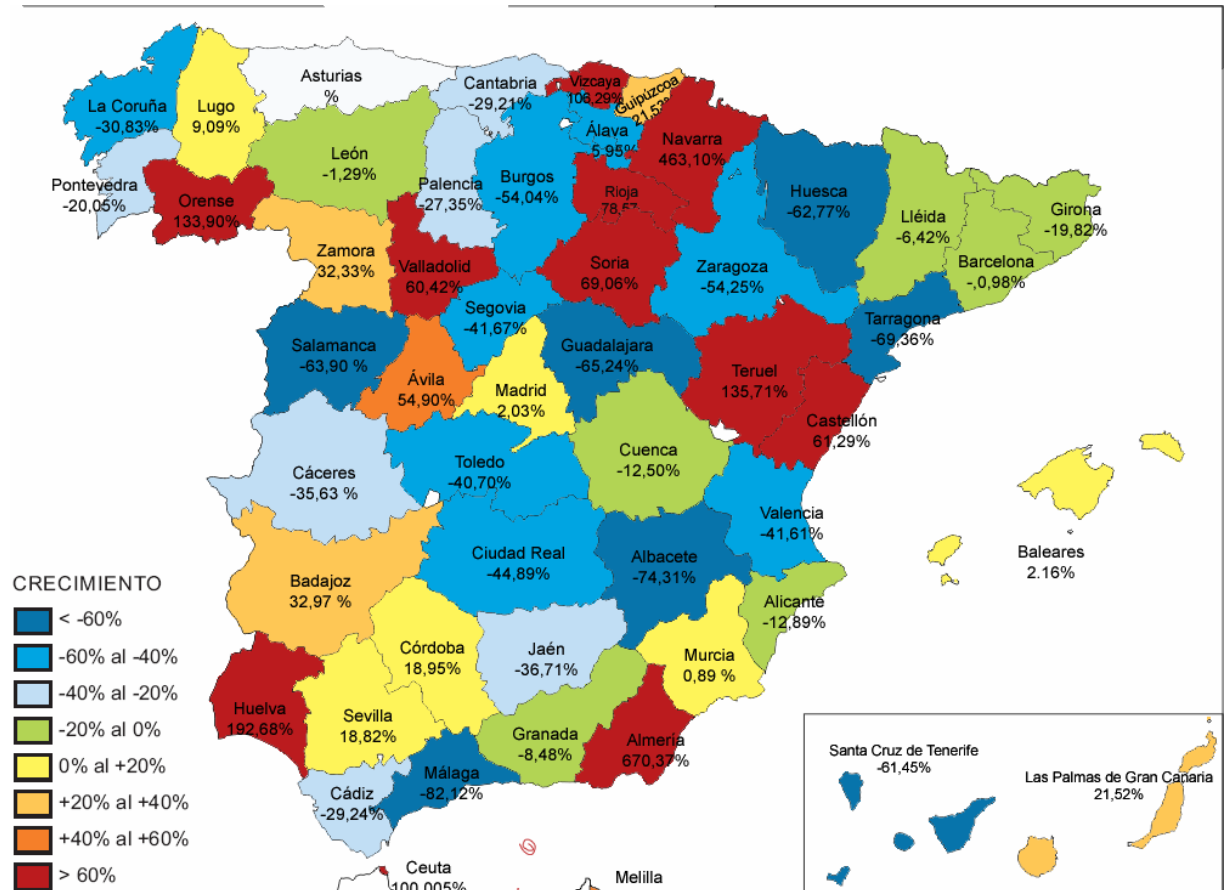


G.VIV.CA- EVOLUCION TRIMESTRAL DEL Nº DE VIVIENDAS POR COMUNIDAD AUTÓNOMA
PRIMER TRIMESTRE DE 2011 EN RELACIÓN CON EL PRIMER TRIMESTRE DE 2010





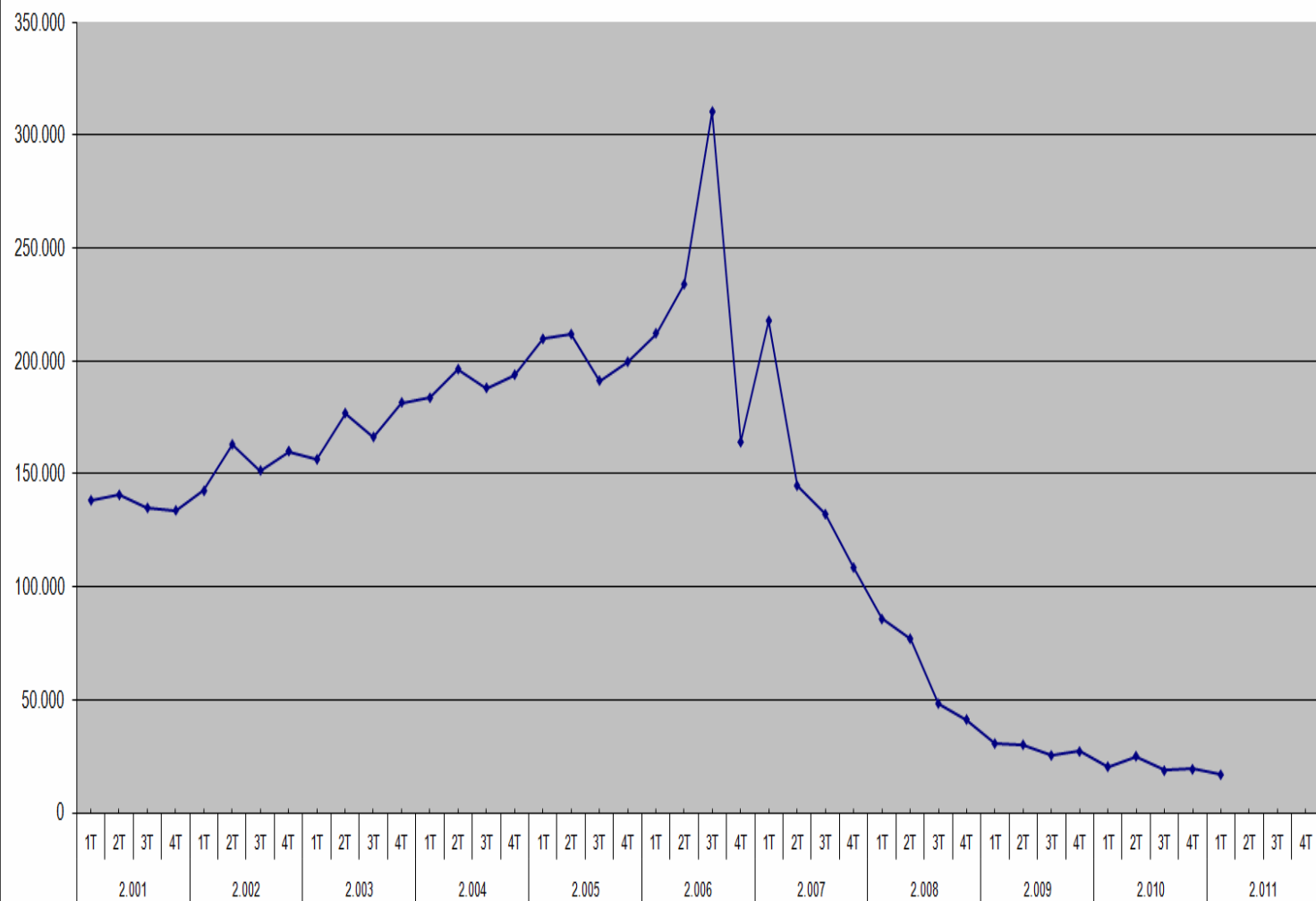
**G. VIV. PROV-EVOLUCION DEL N° DE VIVIENDAS POR PROVINCIA
PRIMER TRIMESTRE DE 2011 EN RELACIÓN CON EL PRIMER TRIMESTRE DE 2010**



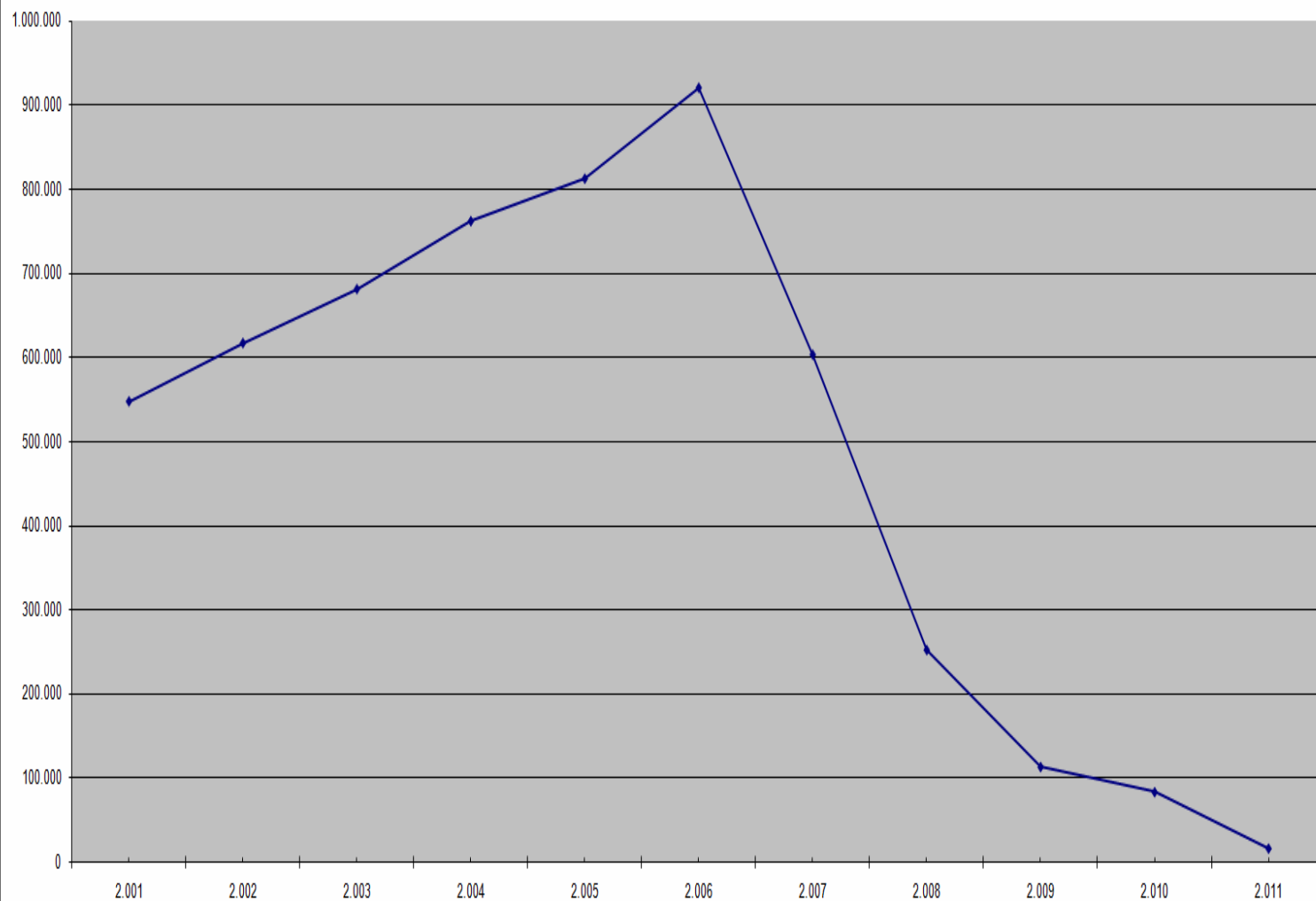
Nº DE VIVIENDAS . 2001-2011

| C. Autónoma | 2.001 | | | | 2.002 | | | | 2.003 | | | | 2.004 | | | | 2.005 | | | | 2.006 | | | | 2.007 | | | | 2.008 | | | | 2.009 | | | | 2.010 | | | | 2.011 | | | | |
|----------------------|---------|---------|---------|---------|---------|---------|---------|---------|---------|---------|---------|---------|---------|---------|---------|---------|---------|---------|---------|---------|---------|---------|---------|---------|---------|---------|---------|---------|---------|--------|--------|--------|---------|--------|--------|--------|--------|--------|--------|--------|--------|---|---|---|---|
| | 1T | 2T | 3T | 4T | 1T | 2T | 3T | 4T | 1T | 2T | 3T | 4T | 1T | 2T | 3T | 4T | 1T | 2T | 3T | 4T | 1T | 2T | 3T | 4T | 1T | 2T | 3T | 4T | 1T | 2T | 3T | 4T | 1T | 2T | 3T | 4T | 1T | 2T | 3T | 4T | | | | | |
| TOTAL TRIMESTRE | 138.318 | 140.728 | 134.977 | 133.860 | 142.512 | 163.038 | 151.514 | 160.062 | 156.444 | 176.828 | 166.315 | 181.591 | 183.650 | 196.270 | 188.021 | 193.849 | 209.719 | 211.785 | 191.244 | 199.546 | 212.174 | 233.833 | 310.127 | 164.065 | 217.689 | 144.797 | 132.227 | 108.599 | 85.802 | 77.167 | 48.472 | 41.404 | 30.814 | 30.264 | 25.550 | 27.254 | 20.585 | 25.155 | 18.799 | 19.403 | 17.026 | | | | |
| TOTAL ANUAL | 547.883 | | | | 617.126 | | | | 681.178 | | | | 761.790 | | | | 812.294 | | | | 920.199 | | | | 603.312 | | | | 252.845 | | | | 113.882 | | | | 83.942 | | | | 17.026 | | | | |
| ANDALUCÍA | 31.321 | 30.523 | 33.709 | 30.035 | 28.734 | 32.209 | 33.632 | 32.546 | 34.021 | 36.962 | 37.568 | 38.948 | 38.066 | 39.169 | 40.293 | 40.687 | 48.196 | 46.243 | 36.260 | 42.348 | 43.942 | 51.205 | 77.857 | 22.996 | 34.495 | 18.185 | 15.720 | 14.873 | 10.039 | 9.503 | 6.891 | 5.927 | 4.253 | 4.699 | 3.692 | 3.555 | 3.854 | 4.063 | 2.593 | 3.687 | 2.902 | 0 | 0 | 0 | 0 |
| ARAGÓN | 2.613 | 4.480 | 2.897 | 2.782 | 3.020 | 3.921 | 3.328 | 3.108 | 3.724 | 4.235 | 3.285 | 3.510 | 3.901 | 4.660 | 3.952 | 4.967 | 4.322 | 6.584 | 5.980 | 5.462 | 5.664 | 5.928 | 10.748 | 4.269 | 7.142 | 4.856 | 3.934 | 4.474 | 3.751 | 2.455 | 1.696 | 1.660 | 875 | 1.625 | 1.083 | 1.218 | 1.040 | 1.038 | 870 | 927 | 612 | 0 | 0 | 0 | 0 |
| ASTURIAS | 3.544 | 3.187 | 3.511 | 3.319 | 2.670 | 3.790 | 3.486 | 3.891 | 3.833 | 3.984 | 4.230 | 4.548 | 5.001 | 4.016 | 4.452 | 4.629 | 5.225 | 5.591 | 3.831 | 4.245 | 4.360 | 5.424 | 6.846 | 4.432 | 5.269 | 3.165 | 2.724 | 2.226 | 2.286 | 2.088 | 1.920 | 1.117 | 1.223 | 1.148 | 963 | 790 | 674 | 785 | 528 | 595 | 0 | 0 | 0 | 0 | |
| BALEARES / BALEARS | 3.445 | 3.829 | 3.106 | 3.643 | 4.088 | 2.290 | 1.950 | 2.078 | 1.891 | 1.540 | 1.750 | 2.170 | 2.380 | 3.013 | 3.266 | 3.500 | 3.173 | 3.005 | 2.832 | 4.192 | 3.828 | 3.896 | 4.431 | 3.683 | 4.215 | 4.706 | 3.971 | 2.802 | 1.810 | 1.664 | 1.040 | 778 | 617 | 664 | 647 | 545 | 462 | 645 | 346 | 530 | 472 | 0 | 0 | 0 | 0 |
| CANARIAS | 7.124 | 8.422 | 7.523 | 6.781 | 6.795 | 7.371 | 7.594 | 7.213 | 8.119 | 9.541 | 7.854 | 9.127 | 8.777 | 7.844 | 6.969 | 8.813 | 8.726 | 8.987 | 8.679 | 9.122 | 8.516 | 10.779 | 19.413 | 4.887 | 12.015 | 8.066 | 7.424 | 6.108 | 4.965 | 3.263 | 2.933 | 2.217 | 1.137 | 1.790 | 1.203 | 1.542 | 411 | 412 | 284 | 224 | 224 | 0 | 0 | 0 | 0 |
| CANTABRIA | 2.475 | 2.223 | 2.104 | 2.806 | 2.122 | 2.344 | 2.330 | 2.192 | 1.686 | 2.109 | 2.171 | 2.177 | 2.467 | 2.618 | 3.429 | 2.519 | 3.407 | 2.528 | 3.477 | 3.578 | 2.968 | 4.046 | 5.516 | 2.484 | 4.550 | 2.554 | 2.984 | 2.144 | 1.641 | 907 | 967 | 49 | 641 | 509 | 232 | 137 | 380 | 385 | 228 | 249 | 269 | 0 | 0 | 0 | 0 |
| CASTILLA-LA MANCHA | 6.133 | 6.126 | 5.531 | 5.010 | 5.632 | 6.432 | 7.492 | 6.384 | 7.271 | 7.222 | 8.405 | 7.375 | 11.808 | 10.610 | 11.165 | 10.437 | 14.747 | 15.431 | 14.045 | 16.019 | 17.048 | 19.384 | 21.014 | 11.808 | 20.456 | 14.474 | 13.840 | 11.030 | 9.857 | 8.314 | 3.591 | 3.550 | 2.068 | 1.720 | 1.954 | 2.875 | 2.151 | 1.979 | 1.374 | 1.604 | 1.072 | 0 | 0 | 0 | 0 |
| CASTILLA-LEÓN | 8.153 | 7.553 | 7.005 | 6.714 | 7.343 | 8.760 | 7.663 | 8.211 | 7.944 | 10.136 | 8.269 | 10.999 | 12.241 | 11.814 | 12.291 | 12.215 | 11.455 | 13.041 | 11.040 | 11.549 | 10.519 | 11.116 | 17.539 | 8.920 | 12.546 | 9.058 | 9.246 | 7.481 | 5.840 | 5.522 | 3.763 | 2.703 | 2.069 | 2.734 | 2.726 | 985 | 1.753 | 2.843 | 1.498 | 1.420 | 1.576 | 0 | 0 | 0 | 0 |
| CATALUÑA / CATALUNYA | 22.553 | 18.627 | 15.322 | 18.746 | 26.712 | 27.891 | 21.818 | 25.106 | 23.894 | 26.028 | 21.888 | 26.589 | 27.603 | 26.568 | 24.883 | 24.736 | 31.364 | 28.496 | 27.944 | 28.828 | 34.243 | 36.435 | 34.662 | 31.288 | 34.668 | 15.832 | 14.971 | 14.184 | 7.828 | 6.876 | 5.216 | 4.646 | 2.171 | 2.552 | 4.641 | 6.644 | 1.558 | 2.330 | 2.044 | 1.882 | 1.271 | 0 | 0 | 0 | 0 |
| EXTREMADURA | 2.273 | 2.418 | 2.624 | 3.027 | 2.270 | 3.008 | 2.949 | 2.768 | 2.634 | 3.484 | 3.400 | 2.690 | 2.537 | 3.295 | 3.391 | 2.736 | 3.444 | 3.952 | 4.115 | 3.174 | 4.601 | 4.149 | 7.663 | 5.028 | 3.741 | 3.333 | 4.283 | 2.171 | 2.160 | 2.608 | 1.492 | 1.298 | 1.454 | 854 | 568 | 580 | 526 | 524 | 930 | 571 | 0 | 0 | 0 | 0 | |
| GALICIA | 7.718 | 7.988 | 7.577 | 6.924 | 8.220 | 8.330 | 8.236 | 8.769 | 8.415 | 11.128 | 12.123 | 10.390 | 9.893 | 9.253 | 10.110 | 10.550 | 11.333 | 12.644 | 10.880 | 12.036 | 13.885 | 12.848 | 17.355 | 4.089 | 13.105 | 7.831 | 8.009 | 6.120 | 6.675 | 5.601 | 3.774 | 2.925 | 1.845 | 1.680 | 1.292 | 1.051 | 1.033 | 1.654 | 1.096 | 778 | 886 | 0 | 0 | 0 | 0 |
| MADRID | 14.361 | 13.995 | 15.270 | 17.021 | 14.798 | 18.646 | 17.961 | 17.870 | 17.562 | 19.433 | 18.256 | 17.613 | 15.955 | 21.097 | 19.861 | 21.177 | 17.331 | 17.186 | 16.364 | 17.246 | 16.718 | 19.567 | 19.033 | 16.757 | 15.464 | 11.185 | 9.664 | 7.082 | 6.717 | 8.703 | 4.532 | 3.887 | 4.902 | 3.818 | 2.136 | 3.092 | 2.419 | 2.565 | 2.288 | 2.334 | 2.468 | 0 | 0 | 0 | 0 |
| MURCIA | 4.280 | 5.030 | 4.642 | 4.030 | 4.994 | 7.183 | 6.958 | 6.660 | 7.147 | 9.414 | 8.441 | 10.069 | 10.544 | 14.644 | 12.952 | 11.704 | 9.581 | 14.274 | 11.567 | 6.302 | 10.275 | 11.026 | 15.460 | 10.104 | 15.050 | 11.298 | 11.106 | 5.043 | 5.659 | 5.071 | 2.568 | 1.134 | 1.038 | 446 | 511 | 594 | 447 | 980 | 697 | 432 | 443 | 0 | 0 | 0 | 0 |
| NAVARRA | 1.414 | 1.394 | 1.439 | 1.848 | 1.118 | 1.796 | 1.638 | 2.710 | 1.778 | 3.921 | 2.585 | 2.641 | 2.417 | 2.622 | 2.274 | 1.894 | 3.250 | 1.789 | 3.931 | 2.436 | 2.081 | 2.946 | 6.301 | 875 | 2.714 | 513 | 1.457 | 1.394 | 1.088 | 976 | 848 | 1.578 | 449 | 681 | 357 | 611 | 271 | 841 | 1.014 | 726 | 1.526 | 0 | 0 | 0 | 0 |
| PAIS VASCO / EUSKADI | 2.031 | 2.653 | 2.901 | 2.859 | 3.081 | 4.886 | 2.828 | 5.160 | 3.958 | 5.130 | 4.748 | 5.563 | 3.729 | 5.175 | 2.823 | 3.916 | 4.357 | 6.464 | 4.392 | 4.181 | 4.387 | 5.086 | 12.169 | 2.741 | 3.890 | 4.902 | 4.410 | 3.732 | 3.110 | 3.616 | 2.055 | 3.021 | 2.328 | 2.906 | 1.771 | 1.355 | 1.804 | 2.105 | 1.459 | 2.054 | 2.232 | 0 | 0 | 0 | 0 |
| LA RIOJA | 1.544 | 2.092 | 1.625 | 922 | 1.167 | 1.390 | 1.087 | 1.249 | 1.248 | 1.316 | 1.232 | 1.823 | 1.433 | 2.117 | 1.546 | 1.738 | 1.750 | 1.220 | 1.423 | 2.948 | 2.238 | 2.074 | 2.966 | 2.979 | 2.253 | 1.880 | 955 | 1.117 | 1.310 | 1.526 | 431 | 483 | 315 | 147 | 133 | 53 | 98 | 233 | 353 | 187 | 175 | 0 | 0 | 0 | 0 |
| COMUNIDAD VALENCIANA | 16.982 | 19.555 | 17.666 | 17.158 | 19.329 | 22.300 | 20.374 | 23.909 | 21.105 | 21.147 | 19.974 | 25.215 | 24.758 | 27.428 | 24.051 | 27.522 | 27.684 | 24.182 | 24.282 | 25.815 | 26.755 | 27.443 | 30.041 | 26.429 | 25.260 | 22.950 | 17.467 | 16.592 | 10.992 | 8.005 | 4.547 | 4.283 | 3.107 | 2.163 | 1.251 | 1.547 | 1.631 | 1.657 | 1.105 | 1.162 | 781 | 0 | 0 | 0 | 0 |
| CEUTA | 154 | 39 | 148 | 74 | 13 | 95 | 159 | 54 | 63 | 17 | 74 | 102 | 23 | 109 | 171 | 5 | 125 | 75 | 202 | 65 | 15 | 360 | 433 | 99 | 169 | 1 | 46 | 0 | 59 | 351 | 121 | 72 | 249 | 45 | 334 | 16 | 0 | 22 | 60 | 0 | 6 | 0 | 0 | 0 | |
| MELILLA | 200 | 594 | 377 | 161 | 406 | 396 | 31 | 184 | 151 | 81 | 62 | 42 | 117 | 218 | 142 | 104 | 249 | 93 | 0 | 0 | 131 | 121 | 680 | 197 | 687 | 8 | 16 | 26 | 15 | 118 | 87 | 76 | 73 | 83 | 56 | 64 | 73 | 94 | 32 | 41 | 111 | 0 | 0 | 0 | 0 |

Nº DE VIVIENDAS POR TRIMESTRE



Nº DE VIVIENDAS POR AÑO



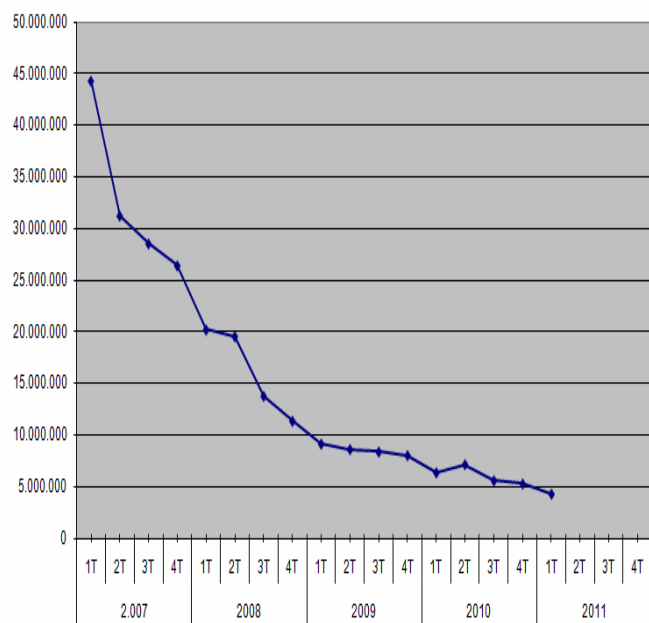


ESTADÍSTICA DE LA EDIFICACIÓN. PRIMER TRIMESTRE 2011

SUPERFICIE 2000-2011

| C. Autónoma | 2.007 | | | | 2008 | | | | 2009 | | | | 2010 | | | | 2011 | | | |
|----------------------|-------------|------------|------------|------------|------------|------------|------------|------------|------------|-----------|-----------|-----------|------------|-----------|-----------|-----------|-----------|----|----|----|
| | 1T | 2T | 3T | 4T | 1T | 2T | 3T | 4T | 1T | 2T | 3T | 4T | 1T | 2T | 3T | 4T | 1T | 2T | 3T | 4T |
| TOTAL TRIMESTRE | 44.332.355 | 31.256.471 | 28.555.490 | 26.423.540 | 20.209.732 | 19.563.450 | 13.781.433 | 11.355.453 | 9.143.369 | 8.621.045 | 8.380.262 | 8.035.034 | 6.362.431 | 7.153.832 | 5.586.470 | 5.284.964 | 4.291.690 | | | |
| TOTAL AÑO | 130.567.855 | | | | 64.910.068 | | | | 34.179.710 | | | | 24.387.697 | | | | 4.291.690 | | | |
| ANDALUCÍA | 8.174.535 | 5.163.190 | 4.153.128 | 3.947.601 | 2.788.207 | 2.662.635 | 1.871.318 | 1.684.641 | 1.272.794 | 1.380.570 | 1.335.404 | 1.350.772 | 1.022.137 | 1.034.565 | 831.509 | 955.192 | 606.588 | 0 | 0 | 0 |
| ARAGÓN | 1.642.210 | 1.225.059 | 767.360 | 964.111 | 850.187 | 683.847 | 464.157 | 450.835 | 254.514 | 387.857 | 274.483 | 333.603 | 378.030 | 248.593 | 226.879 | 224.172 | 167.111 | 0 | 0 | 0 |
| ASTURIAS | 1.030.683 | 584.176 | 544.086 | 1.370.836 | 466.695 | 471.767 | 392.633 | 240.517 | 265.881 | 245.932 | 212.907 | 208.017 | 176.988 | 198.037 | 150.491 | 158.004 | 0 | 0 | 0 | 0 |
| BALEARES / BALEARIS | 1.117.403 | 1.101.800 | 914.666 | 725.949 | 639.795 | 556.946 | 397.589 | 496.036 | 358.660 | 335.829 | 303.087 | 370.107 | 270.487 | 340.426 | 229.507 | 271.584 | 74.399 | 0 | 0 | 0 |
| CANARIAS | 1.996.604 | 1.338.775 | 1.213.007 | 1.938.220 | 1.093.069 | 680.700 | 1.512.726 | 413.466 | 380.560 | 467.236 | 616.717 | 272.995 | 98.844 | 128.970 | 58.872 | 61.684 | 112.002 | 0 | 0 | 0 |
| CANTABRIA | 668.037 | 434.598 | 561.117 | 377.789 | 366.600 | 221.860 | 288.166 | 9.492 | 128.652 | 156.174 | 136.285 | 48.119 | 101.367 | 138.781 | 77.433 | 58.748 | 96.077 | 0 | 0 | 0 |
| CASTILLA-LA MANCHA | 4.047.959 | 2.666.046 | 3.446.614 | 2.168.900 | 2.031.614 | 1.821.231 | 915.212 | 830.113 | 595.265 | 503.213 | 572.564 | 727.702 | 446.433 | 517.081 | 412.439 | 372.980 | 358.371 | 0 | 0 | 0 |
| CASTILLA-LEÓN | 2.875.472 | 2.069.919 | 2.140.126 | 1.998.976 | 1.529.302 | 1.624.815 | 1.040.420 | 731.365 | 471.861 | 773.693 | 866.975 | 348.303 | 620.541 | 801.207 | 414.761 | 374.140 | 421.738 | 0 | 0 | 0 |
| CATALUÑA / CATALUNYA | 7.414.533 | 3.952.026 | 3.769.868 | 3.897.728 | 2.342.685 | 2.526.739 | 1.908.864 | 1.854.003 | 1.306.235 | 1.208.530 | 1.491.602 | 1.760.223 | 956.182 | 1.161.674 | 949.149 | 817.936 | 743.537 | 0 | 0 | 0 |
| EXTREMADURA | 817.292 | 618.419 | 813.625 | 487.339 | 526.317 | 574.240 | 382.222 | 315.654 | 318.178 | 313.336 | 146.620 | 152.563 | 139.977 | 177.870 | 199.188 | 149.012 | 0 | 0 | 0 | 0 |
| GALICIA | 2.272.034 | 1.474.471 | 1.461.961 | 1.208.352 | 1.210.846 | 1.128.976 | 793.908 | 572.109 | 361.409 | 376.922 | 273.538 | 242.786 | 180.779 | 362.528 | 213.239 | 193.890 | 220.313 | 0 | 0 | 0 |
| MADRID | 2.299.777 | 2.246.673 | 1.749.462 | 1.523.075 | 1.165.532 | 1.515.347 | 1.173.641 | 1.104.824 | 1.465.528 | 962.520 | 581.999 | 677.710 | 688.452 | 403.623 | 470.844 | 444.798 | 308.233 | 0 | 0 | 0 |
| MURCIA | 2.869.218 | 2.268.933 | 2.110.371 | 995.238 | 1.186.018 | 1.369.709 | 538.905 | 292.569 | 373.480 | 181.018 | 179.811 | 179.211 | 184.128 | 243.074 | 183.968 | 142.154 | 139.375 | 0 | 0 | 0 |
| LA RIOJA | 422.410 | 340.251 | 173.284 | 202.724 | 340.122 | 820.956 | 103.413 | 97.326 | 61.101 | 40.487 | 37.401 | 70.006 | 36.717 | 69.624 | 70.534 | 60.820 | 38.934 | 0 | 0 | 0 |
| COMUNIDAD VALENCIANA | 4.941.007 | 4.371.116 | 3.471.986 | 3.313.626 | 2.467.830 | 1.739.311 | 1.111.859 | 1.163.821 | 809.331 | 542.499 | 719.774 | 602.900 | 533.889 | 527.317 | 345.200 | 402.687 | 229.968 | 0 | 0 | 0 |
| PAIS VASCO / EUSKADI | 864.637 | 1.072.455 | 906.355 | 852.092 | 925.294 | 768.177 | 507.843 | 651.737 | 513.233 | 569.643 | 427.015 | 370.264 | 430.790 | 470.805 | 502.073 | 403.285 | 443.971 | 0 | 0 | 0 |
| NAVARRA | 730.849 | 249.352 | 342.593 | 446.481 | 267.707 | 327.334 | 329.103 | 413.501 | 152.665 | 156.300 | 147.595 | 191.403 | 88.992 | 294.167 | 237.828 | 183.922 | 312.408 | 0 | 0 | 0 |
| CEUTA | 23.043 | 1.006 | 11.448 | 0 | 9.341 | 50.996 | 25.768 | 23.306 | 43.285 | 7.715 | 50.320 | 118.445 | 0 | 25.058 | 8.250 | 2.933 | 1.083 | 0 | 0 | 0 |
| MELILLA | 124.652 | 38.407 | 4.432 | 4.504 | 2.572 | 17.864 | 13.686 | 10.139 | 10.737 | 11.571 | 6.167 | 9.906 | 7.698 | 10.432 | 4.306 | 7.023 | 17.582 | 0 | 0 | 0 |

SUPERFICIE POR TRIMESTRE



SUPERFICIE POR AÑO

