ESTADÍSTICA DE LA EDIFICACIÓN
CUARTO TRIMESTRE DE 2010

Febrero 2011

Consejo Superior
de los Colegios de Arquitectos
de España

TABLAS

TABLA 1. Nº DE VIVIENDAS POR COMUNIDAD AUTÓNOMA. CUARTO TRIMESTRE DE 2010. COMPARATIVO Y EVOLUCIÓN.

TABLA 2. Nº DE VIVIENDAS POR COMUNIDAD AUTÓNOMA. ÚLTIMOS DOCE MESES. COMPARATIVO Y EVOLUCIÓN.

TABLA 3. SUPERFICIE CONSTRUIDA DE EDIFICACIÓN POR COMUNIDAD AUTÓNOMA. SEGUNDO TRIMESTRE DE 2010. COMPARATIVO Y EVOLUCIÓN.

TABLA 4. SUPERFICIE CONSTRUIDA DE EDIFICACION POR COMUNIDADES AUTÓNOMAS.
ULTIMOS DOCE MESES. COMPARATIVO Y EVOLUCIÓN

VIV. 2010. Nº DE VIVIENDAS POR MES Y POR TRIMESTRE SEGÚN COMUNIDAD AUTÓNOMA Y PROVINCIA.

VIV. 2010.2. Nº DE VIVIENDAS POR TRIMESTRE SEGÚN COMUNIDAD AUTÓNOMA Y PROVINCIA. COMPARATIVO Y EVOLUCIÓN.

VLB. 2010. Nº DE VIVIENDAS LIBRES SEGÚN COMUNIDAD AUTÓNOMA Y PROVINCIA. AÑO 2010 POR MES Y POR TRIMESTRE.

VPO. 2010. Nº DE VIVIENDAS PROTEGIDAS SEGÚN COMUNIDAD AUTÓNOMA Y PROVINCIA. AÑO 2010 POR MES Y POR TRIMESTRE.

SVS. 2010. SUPERFICIE CONSTRUIDA DE EDIFICACIÓN POR MES Y POR TRIMESTRE SEGÚN COMUNIDAD AUTÓNOMA Y PROVINCIA.

SVI. 2010. SUPERFICIE CONSTRUIDA DE EDIFICIOS RESIDENCIALES SEGÚN COMUNIDAD AUTÓNOMA Y PROVINCIA. AÑO 2010 POR MES Y POR TRIMESTRE.

SED. 2010. SUPERFICIE CONSTRUIDA DE EDIFICIOS NO RESIDENCIALES SEGÚN COMUNIDAD AUTÓNOMA Y PROVINCIA. AÑO 2010 POR MES Y POR TRIMESTRE.

SPV. 2010. SUPERFICIE CONSTRUIDA POR VIVIENDA SEGÚN COMUNIDA AUTÓNOMA Y PROVINCIA. AÑO 2010 POR MES Y POR TRIMESTRE.

GRÁFICOS

G.VIV.CA- EVOLUCIÓN TRIMESTRAL DEL Nº DE VIVIENDAS POR COMUNIDAD AUTÓNOMA. 4º TRIMESTRE DE 2010 EN RELACIÓN CON EL 4º TRIMESTRE DE 2009

G.VIV.PROV. EVOLUCIÓN TRIMESTRAL DEL Nº DE VIVIENDAS POR PROVINCIA
4º TRIMESTRE DE 2010 EN RELACIÓN CON EL 4º TRIMESTRE DE 2009

ANEXO. ESTADÍSTICA DE LA EDIFICACIÓN.

CUARTO TRIMESTRE DE 2010

Los datos consignados en la estadística de la edificación del cuarto trimestre de 2010 se han obtenido a partir de los datos reales proporcionados por los Colegios de Arquitectos que aparecen en ella.

En el cuarto trimestre de 2010, la observación a realizar sobre los datos aportados por los Colegios es la que aparece a continuación:

COLEGIO	OBSERVACIONES
GUADALAJARA	No registran superficie ni de vivienda ni de uso no residencial.

TABLA 1. Nº DE VIVIENDAS POR COMUNIDAD AUTÓNOMA.CUARTO TRIMESTRE DE 2010. COMPARATIVO Y EVOLUCION

Comunidad Autónoma	ANTERIOR Oct-Dic 2009			ACTUAL Oct-Dic 2010			COMPARATIVO EVOLUCIÖN		
	Protegidas	Libres	Total	VP	Libres	Total	VP	Libres	Total
TOTAL	8.087	19.167	27.254	5.836	13.580	19.416	-27,83%	-29,15%	-28,76%
ANDALUCÍA	1.019	2.536	3.555	1.455	2.232	3.687	42,79%	-11,99%	3,71%
ARAGÓN	815	403	1.218	392	535	927	-51,90%	32,75%	-23,89%
ASTURIAS	84	706	790	81	514	595	-3,57%	-27,20%	-24,68%
BALEARES / BALEARS	30	515	545	119	411	530	296,67%	-20,19%	-2,75%
CANARIAS	335	1.207	1.542	76	148	224	-77,31%	-87,74%	-85,47%
CANTABRIA	16	121	137	12	237	249	-25,00%	95,87%	81,75%
CASTILLA-LA MANCHA	1.336	1.539	2.875	607	997	1.604	-54,57%	-35,22%	-44,21%
CASTILLA-LEÓN	108	877	985	153	1.267	1.420	41,67%	44,47%	44,16%
CATALUÑA / CATALUNYA	0	6.644	6.644	377	1.505	1.882	100,00%	-77,35%	-71,67%
EXTREMADURA	230	350	580	50	521	571	-78,26%	48,86%	-1,55%
GALICIA	66	985	1.051	36	742	778	-45,45%	-24,67%	-25,98%
MADRID	2.070	1.022	3.092	1.025	1.309	2.334	-50,48%	28,08%	-24,51%
MURCIA	107	487	594	46	386	432	-57,01%	-20,74%	-27,27%
NAVARRA	467	144	611	446	280	726	-4,50%	94,44%	18,82%
PAIS VASCO / EUSKADI	711	644	1.355	689	1.365	2.054	-3,09%	111,96%	51,59%
LA RIOJA	0	53	53	78	109	187	100,00%	105,66%	252,83%
COMUNIDAD VALENCIA	693	854	1.547	194	968	1.162	-72,01%	13,35%	-24,89%
CEUTA	0	16	16	0	13	13	100,00%	-18,75%	-18,75%
MELILLA	0	64	64	0	41	41	100,00%	-35,94%	-35,94%

TABLA 2. Nº DE VIVIENDAS POR COMUNIDAD AUTÓNOMA. ÚLTIMOS DOCE MESES. COMPARATIVO Y EVOLUCION

Comunidad Autónoma	ANTERIOR Ene 09-Dic 09			ACTUAL Ene 10-Dic10			COMPARATIVO Evolución		
	Protegidas	Libres	Total	VP	Libres	Total	VP	Libres	Total
TOTAL	35.808	78.074	113.882	28.307	55.648	83.955	-20,95 %	-28,72 %	-26,28 %
ANDALUCÍA	5.313	10.886	16.199	4.880	9.317	14.197	-8,15 %	-14,41 %	-12,36 %
ARAGÓN	2.837	1.964	4.801	1.596	2.279	3.875	-43,74 %	16,04 %	-19,29 %
ASTURIAS	1.264	2.860	4.124	565	2.017	2.582	-55,30 %	-29,48 %	-37,39 %
BALEARES / BALEARS	261	2.212	2.473	185	1.798	1.983	-29,12 %	-18,72 %	-19,81 %
CANARIAS	1.071	4.601	5.672	406	925	1.331	-62,09 %	-79,90 %	-76,53 %
CANTABRIA	307	1.212	1.519	227	1.015	1.242	-26,06 %	-16,25 %	-18,24 %
CASTILLA-LA MANCHA	2.805	5.812	8.617	2.285	4.823	7.108	-18,54 %	-17,02 %	-17,51 %
CASTILLA-LEÓN	1.444	7.070	8.514	1.502	6.012	7.514	4,02 %	-14,96 %	-11,75 %
CATALUÑA / CATALUNYA	0	16.008	16.008	1.973	5.841	7.814	100,00 %	-63,51 %	-51,19 %
EXTREMADURA	917	2.539	3.456	633	1.918	2.551	-30,97 %	-24,46 %	-26,19 %
GALICIA	437	5.431	5.868	701	3.860	4.561	60,41 %	-28,93 %	-22,27 %
MADRID	9.126	4.822	13.948	4.760	4.846	9.606	-47,84 %	0,50 %	-31,13 %
MURCIA	442	2.147	2.589	432	2.124	2.556	-2,26 %	-1,07 %	-1,27 %
NAVARRA	1.412	686	2.098	1.910	942	2.852	35,27 %	37,32 %	35,94 %
PAIS VASCO / EUSKADI	4.481	3.879	8.360	4.207	3.215	7.422	-6,11 %	-17,12 %	-11,22 %
LA RIOJA	172	476	648	444	427	871	158,14 %	-10,29 %	34,41 %
COMUNIDAD VALENCIA	3.038	5.030	8.068	1.561	3.994	5.555	-48,62 %	-20,60 %	-31,15 %
CEUTA	459	185	644	0	95	95	-100,00 %	-48,65 %	-85,25 %
MELILLA	22	254	276	40	200	240	81,82 %	-21,26 %	-13,04 %

TABLA 3. SUPERFICIE CONSTRUIDA DE EDIFICACIÓN POR COMUNIDAD AUTÓNOMA.CUARTO TRIMESTRE DE 2010. COMPARATIVO Y EVOLUCION

Comunidad Autónoma	ANTERIOR Oct-Dic 2009			ACTUAL Oct-Dic 2010			COMPARATIVO Evolución		
	Vivienda	Otros usos	Total	Vivienda	Otros	Total	Vivienda	Otros	Total
TOTAL	4.611.420	3.423.614	8.035.034	3.492.423	1.792.541	5.284.964	-24,27 %	-47,64 %	-34,23 %
ANDALUCÍA	720.762	630.010	1.350.772	590.174	365.018	955.192	-18,12 %	-42,06 %	-29,29 %
ARAGÓN	215.397	118.206	333.603	163.712	60.460	224.172	-24,00 %	-48,85 %	-32,80 %
ASTURIAS	145.256	62.761	208.017	108.566	49.438	158.004	-25,26 %	-21,23 %	-24,04 %
BALEARES / BALEARS	195.763	174.344	370.107	175.033	96.551	271.584	-10,59 %	-44,62 %	-26,62 %
CANARIAS	217.221	55.774	272.995	51.303	10.381	61.684	-76,38 %	-81,39 %	-77,40 %
CANTABRIA	31.034	17.085	48.119	45.320	13.428	58.748	46,03 %	-91,71 %	22,09 %
CASTILLA-LA MANCHA	565.660	162.042	727.702	271.184	101.796	372.980	-52,06 %	-37,18 %	-48,75 %
CASTILLA-LEÓN	208.477	139.826	348.303	244.264	129.876	374.140	17,17 %	-7,12 %	7,42 %
CATALUÑA / CATALUNYA	783.726	976.497	1.760.223	271.469	546.467	817.936	-65,36 %	-44,04 %	-53,53 %
EXTREMADURA	103.626	48.937	152.563	123.859	25.153	149.012	19,53 %	-48,60 %	-2,33 %
GALICIA	235.000	7.786	242.786	188.341	5.549	193.890	-19,85 %	-28,73 %	-20,14 %
MADRID	367.684	310.026	677.710	337.614	107.184	444.798	-8,18 %	-65,43 %	-34,37 %
MURCIA	94.185	85.026	179.211	93.759	48.395	142.154	-0,45 %	-43,08 %	-20,68 %
NAVARRA	110.773	80.630	191.403	143.244	40.678	183.922	29,31 %	-49,55 %	-3,91 %
PAIS VASCO / EUSKADI	221.114	149.150	370.264	339.030	64.255	403.285	53,33 %	-56,92 %	8,92 %
LA RIOJA	12.045	57.962	70.006	35.782	25.038	60.820	197,08 %	-56,80 %	-13,12 %
COMUNIDAD VALENCIA	370.839	232.061	602.900	301.108	101.579	402.687	-18,80 %	-56,23 %	-33,21 %
CEUTA	2.953	115.492	118.445	1.638	1.295	2.933	-44,53 %	-98,88 %	-97,52 %
MELILLA	9.906	0	9.906	7.023	0	7.023	-29,10 %	100,00 %	-29,10 %

TABLA 4. SUPERFICIE CONSTRUIDA DE EDIFICACIÓN POR COMUNIDADES AUTONOMAS. ÚLTIMOS DOCE MESES. COMPARATIVO Y EVOLUCION

Comunidad Autónoma	ANTERIOR Ene 09-Dic 09			ACTUAL Ene 10-Dic 10			COMPARATIVO Evolución		
	Vivienda	Otros usos	Total	Vivienda	Otros	Total	Vivienda	Otros	Total
TOTAL	20.238.207	13.979.922	34.218.129	15.037.308	9.350.389	24.387.697	-25,70 %	-33,12 %	-28,73 %
ANDALUCÍA	2.847.130	2.492.410	5.339.540	2.403.915	1.439.488	3.843.403	-15,57 %	-42,25 %	-28,02 %
ARAGÓN	852.348	398.109	1.250.457	650.485	427.189	1.077.674	-23,68 %	7,30 %	-13,82 %
ASTURIAS	703.989	228.749	932.738	459.748	223.772	683.520	-34,69 %	-2,18 %	-26,72 %
BALEARES / BALEARS	865.835	501.847	1.367.682	592.474	519.530	1.112.004	-31,57 %	3,52 %	-18,69 %
CANARIAS	862.723	874.784	1.737.507	260.008	88.362	348.370	-69,86 %	-89,90 %	-79,95 %
CANTABRIA	220.295	248.935	469.230	205.216	171.113	376.329	-6,84 %	-31,26 %	-19,80 %
CASTILLA-LA MANCHA	1.760.427	638.317	2.398.744	1.203.839	545.094	1.748.933	-31,62 %	-14,60 %	-27,09 %
CASTILLA-LEÓN	1.908.318	552.515	2.460.832	1.368.699	841.950	2.210.649	-28,28 %	52,39 %	-10,17 %
CATALUÑA / CATALUNYA	2.080.407	3.686.183	5.766.590	1.339.917	2.545.024	3.884.941	-35,59 %	-30,96 %	-32,63 %
EXTREMADURA	620.028	310.669	930.697	494.752	171.295	666.047	-20,20 %	-44,86 %	-28,44 %
GALICIA	1.229.246	25.409	1.254.655	931.415	19.021	950.436	-24,23 %	-25,14 %	-24,25 %
MADRID	1.940.350	1.747.407	3.687.758	1.398.079	609.638	2.007.717	-27,95 %	-65,11 %	-45,56 %
MURCIA	464.601	448.918	913.519	445.056	308.268	753.324	-4,21 %	-31,33 %	-17,54 %
NAVARRA	381.935	266.028	647.963	535.511	269.398	804.909	40,21 %	1,27 %	24,22 %
PAIS VASCO / EUSKADI	1.342.797	575.777	1.918.574	1.230.518	576.435	1.806.953	-8,36 %	0,11 %	-5,82 %
LA RIOJA	119.666	89.328	208.995	146.287	91.408	237.695	22,25 %	2,33 %	13,73 %
COMUNIDAD VALENCIA	1.895.459	779.045	2.674.504	1.328.189	480.904	1.809.093	-29,93 %	-38,27 %	-32,36 %
CEUTA	104.273	115.492	219.765	13.741	22.500	36.241	-86,82 %	-80,52 %	-83,51 %
MELILLA	38.381	0	38.381	29.459	0	29.459	-23,25 %	100,00 %	-23,25 %

TABLA VIV 2010. Nº DE VIVIENDAS POR MES Y POR TRIMESTRE SEGÚN COMUNIDAD AUTÓNOMA Y PROVINCIA

CC.AA Y PROVINCIA	AÑO	TRIM 1	TRIM 2	TRIM 3	TRIM 4	ENE	FEB	MAR	ABR	MAY	JUN	JUL	AGO	SEP	OCT	NOV	DIC
TOTAL	83.919	20.549	25.155	18.799	19.416	5.770	6.268	8.511	7.884	8.252	9.019	9.948	3.393	5.458	5.497	6.479	7.440
ANDALUCÍA	14.197	3.854	4.063	2.593	3.687	1.156	858	1.840	1.196	1.367	1.500	1.230	476	887	826	1.152	1.709
Almería	583	27	276	171	109	16	11	0	254	10	12	28	103	40	12	32	65
Córdoba	970	248	276	244	202	56	87	105	46	96	134	134	1	109	78	31	93
Cádiz	1.530	342	421	336	431	188	121	33	73	176	172	68	14	254	218	159	54
Granada	1.344	389	454	220	281	81	88	220	73	142	239	118	42	60	55	131	95
Huelva	595	82	163	123	227	24	27	31	29	27	107	56	43	24	54	29	144
Jaén	1.938	425	756	339	418	202	131	92	279	199	278	190	39	110	128	158	132
Málaga	2.638	1.236	254	510	638	190	323	723	45	102	107	348	10	152	80	411	147
Sevilla	4.599	1.105	1.463	650	1.381	399	70	636	397	615	451	288	224	138	201	201	979
ARAGÓN	3.875	1.040	1.038	870	927	469	283	288	550	234	254	575	134	161	347	164	416
Huesca	596	274	124	77	121	80	66	128	47	49	28	37	22	18	54	43	24
Teruel	692	84	265	158	185	23	35	26	85	56	124	53	62	43	72	63	50
Zaragoza	2.587	682	649	635	621	366	182	134	418	129	102	485	50	100	221	58	342
ASTURIAS	2.582	674	785	528	595	360	112	202	216	152	417	206	86	236	235	154	206
BALEARES / BALEARS	1.983	462	645	346	530	81	188	193	183	173	289	167	79	100	194	183	153
CANARIAS	1.331	411	412	284	224	135	103	173	105	79	228	152	26	106	102	63	59
Las Palmas	315	79	112	44	80	14	25	40	27	54	31	25	4	15	22	21	37
Santa Cruz de Tenerife	1.016	332	300	240	144	121	78	133	78	25	197	127	22	91	80	42	22
CANTABRIA	1.242	380	385	228	249	113	227	40	118	174	93	92	41	95	27	92	130
CASTILLA-LA MANCHA	7.108	2.151	1.979	1.374	1.604	443	847	861	555	707	717	769	255	350	284	556	764
Albacete	1.151	471	233	107	340	156	235	80	50	126	57	46	25	36	26	125	189
Ciudad Real	1.207	450	350	184	223	75	81	294	78	132	140	71	49	64	50	76	97
Cuenca	713	192	172	153	196	23	61	108	45	51	76	58	46	49	65	69	62
Guadalajara	1.351	328	534	296	193	34	73	221	224	184	126	171	27	98	17	54	122
Toledo	2.686	710	690	634	652	155	397	158	158	214	318	423	108	103	126	232	294
CASTILLA-LEÓN	7.478	1.717	2.843	1.498	1.420	500	598	619	1.003	1.029	811	518	484	496	379	496	545
Ávila	816	153	255	149	259	40	56	57	138	60	57	62	53	34	113	103	43
Burgos	1.007	359	203	288	157	46	181	132	39	61	103	214	42	32	45	45	67
Segovia	829	156	418	142	113	35	54	67	114	191	113	68	42	32	20	47	46
Soria	639	139	236	205	59	96	23	20	81	134	21	19	142	44	10	18	31
Valladolid	811	156	237	271	147	24	92	40	147	40	50	54	81	136	28	53	66
León	971	155	428	158	230	41	22	92	168	151	109	24	58	76	37	57	136
Palencia	616	117	227	110	162	9	49	59	61	14	152	11	15	84	57	79	26
Salamanca	1.062	349	419	100	194	179	63	107	64	290	65	27	31	42	22	70	102
Zamora	727	133	420	75	99	30	58	45	191	88	141	39	20	16	47	24	28
CATALUÑA / CATALUNYA	7.814	1.558	2.330	2.044	1.882	282	551	725	651	1.034	645	1.271	278	495	601	563	718
Barcelona	4.241	819	1.731	1.128	563	200	291	328	445	867	419	706	151	271	170	187	206
Girona	1.094	333	278	238	245	45	141	147	89	76	113	123	52	63	50	77	118
Lleida	1.308	109	144	269	786	18	51	40	60	46	38	166	50	53	334	186	266
Tarragona	1.171	297	177	409	288	19	68	210	57	45	75	276	25	108	47	113	128
EXTREMADURA	2.551	526	524	930	571	125	212	189	170	146	208	310	268	352	216	194	161
Cáceres	1.043	247	203	277	316	77	98	72	59	70	74	126	109	42	149	108	59
Badajoz	1.508	279	321	653	255	48	114	117	111	76	134	184	159	310	67	86	102
GALICIA	4.561	1.033	1.654	1.096	778	244	486	303	647	441	566	771	156	169	154	310	314
La Coruña / A Coruña	2.283	493	1.069	284	437	82	319	92	466	295	308	105	87	92	81	141	215
Lugo	465	77	102	235	51	9	35	33	42	32	28	203	10	22	18	21	12
Orense / Ourense	268	59	105	57	47	19	20	20	32	45	28	25	20	12	9	11	27
Pontevedra	1.545	404	378	520	243	134	112	158	107	69	202	438	39	43	46	137	60
MADRID	9.606	2.419	2.565	2.288	2.334	798	724	897	931	743	891	1.127	650	511	1.031	848	455
MURCIA	2.556	447	980	697	432	105	151	191	266	171	543	459	96	142	103	122	207
NAVARRA	2.852	271	841	1.014	726	39	47	185	91	380	370	418	202	394	352	209	165
LA RIOJA	871	98	233	353	187	24	16	58	39	106	88	195	30	128	28	136	23
COMUNIDAD VALENCIANA	5.555	1.631	1.657	1.105	1.162	594	539	498	430	734	493	574	79	452	364	300	498
Alicante / Alacant	2.066	512	652	514	388	159	163	190	127	290	235	215	27	272	137	92	159
Castellón / Castelló	508	124	121	109	154	41	36	47	14	32	75	66	15	28	62	44	48
Valencia	2.981	995	884	482	620	394	340	261	289	412	183	293	37	152	165	164	291
PAIS VASCO / EUSKADI	7.422	1.804	2.105	1.459	2.054	279	298	1.227	689	564	852	1.041	49	369	246	901	907
Álava / Araba	2.693	751	771	674	497	9	26	716	171	184	416	494	0	180	46	277	174
Guipúzcoa / Gipuzkoa	2.740	497	564	569	1.110	109	156	232	247	194	123	414	5	150	54	477	579
Vizcaya / Bizkaia	1.989	556	770	216	447	161	116	279	271	186	313	133	44	39	146	147	154
CEUTA	95	0	22	60	13	0	0	0	20	1	1	58	0	2	1	10	2
MELILLA	240	73	94	32	41	23	28	22	24	17	53	15	4	13	7	26	8

VIV 2010.2. Nº DE VIVIENDAS POR TRIMESTRE SEGÚN COMUNIDAD AUTÓNOMA Y PROVINCIA. COMPARATIVO Y EVOLUCION

CC.AA Y PROVINCIA	1T-2009	2T-2009	3T-2009	4T-2009	1T-2010	2T-2010	3T-2010	4T-2010	TRIM 1	TRIM 2	TRIM 3	TRIM 4	ACUM. AÑO
TOTAL	**30.814**	**30.264**	**25.550**	**27.254**	**20.585**	**25.155**	**18.799**	**19.416**	**-33,20%**	**-16,88%**	**-26,42%**	**-28,76%**	**-26,28%**
ANDALUCÍA	**4.253**	**4.699**	**3.692**	**3.555**	**3.854**	**4.063**	**2.593**	**3.687**	**-9,38%**	**-13,53%**	**-29,77%**	**3,71%**	**-12,36%**
Almería	152	179	343	100	27	276	171	109	-82,24%	54,19%	-50,15%	9,00%	-24,68%
Córdoba	636	957	295	271	248	276	244	202	-61,01%	-71,16%	-17,29%	-25,46%	-55,07%
Cádiz	74	492	118	389	342	421	336	431	362,16%	-14,43%	184,75%	10,80%	42,59%
Granada	605	732	649	428	389	454	220	281	-35,70%	-37,98%	-66,10%	-34,35%	-44,32%
Huelva	282	458	738	218	82	163	123	227	-70,92%	-64,41%	-83,33%	4,13%	-64,92%
Jaén	581	475	251	489	425	756	339	418	-26,85%	59,16%	35,06%	-14,52%	7,91%
Málaga	1.001	649	722	895	1.236	254	510	638	23,48%	-60,86%	-29,36%	-28,72%	-19,25%
Sevilla	922	757	576	765	1.105	1.463	650	1.381	19,85%	93,26%	12,85%	80,52%	52,28%
ARAGÓN	**875**	**1.625**	**1.083**	**1.218**	**1.040**	**1.038**	**870**	**927**	**18,86%**	**-36,12%**	**-19,67%**	**-23,89%**	**-19,29%**
Huesca	142	278	258	113	274	124	77	121	92,96%	-55,40%	-70,16%	7,08%	-24,65%
Teruel	125	162	79	125	84	265	158	185	-32,80%	63,58%	100,00%	48,00%	40,94%
Zaragoza	608	1.185	746	980	682	649	635	621	12,17%	-45,23%	-14,88%	-36,63%	-26,48%
ASTURIAS	**1.223**	**1.148**	**963**	**790**	**674**	**785**	**528**	**595**	**-44,89%**	**-31,62%**	**-45,17%**	**-24,68%**	**-37,39%**
BALEARES / BALEARS	**617**	**664**	**647**	**545**	**462**	**645**	**346**	**530**	**-25,12%**	**-2,86%**	**-46,52%**	**-2,75%**	**-19,81%**
CANARIAS	**1.137**	**1.790**	**1.203**	**1.542**	**411**	**412**	**284**	**224**	**-63,85%**	**-76,98%**	**-76,39%**	**-85,47%**	**-76,53%**
Las Palmas	351	547	285	440	79	112	44	80	-77,49%	-79,52%	-84,56%	-81,82%	-80,59%
Santa Cruz de Tenerife	786	1.243	918	1.102	332	300	240	144	-57,76%	-75,86%	-73,86%	-86,93%	-74,91%
CANTABRIA	**641**	**509**	**232**	**137**	**380**	**385**	**228**	**249**	**-40,72%**	**-24,36%**	**-1,72%**	**81,75%**	**-18,24%**
CASTILLA-LA MANCHA	**2.068**	**1.720**	**1.954**	**2.875**	**2.151**	**1.979**	**1.374**	**1.604**	**4,01%**	**15,06%**	**-29,68%**	**-44,21%**	**-17,51%**
Albacete	353	376	362	511	471	233	107	340	33,43%	-38,03%	-70,44%	-33,46%	-28,15%
Ciudad Real	375	290	236	349	450	350	184	223	20,00%	20,69%	-22,03%	-36,10%	-3,44%
Cuenca	333	282	164	241	192	172	153	196	-42,34%	-39,01%	-6,71%	-18,67%	-30,10%
Guadalajara	531	254	636	1.145	328	534	296	193	-38,23%	110,24%	-53,46%	-83,14%	-47,35%
Toledo	476	518	556	629	710	690	634	652	49,16%	33,20%	14,03%	3,66%	23,27%
CASTILLA-LEÓN	**2.069**	**2.734**	**2.726**	**985**	**1.753**	**2.843**	**1.498**	**1.420**	**-15,27%**	**3,99%**	**-45,05%**	**44,16%**	**-11,75%**
Ávila	194	331	184	143	153	255	149	259	-21,13%	-22,96%	-19,02%	81,12%	-4,23%
Burgos	521	145	347	131	359	203	288	157	-31,09%	40,00%	-17,00%	19,85%	-11,98%
Segovia	186	135	437	130	156	418	142	113	-16,13%	209,63%	-67,51%	-13,08%	-6,64%
Soria	99	189	145	35	139	236	205	59	40,40%	24,87%	41,38%	68,57%	36,54%
Valladolid	366	439	428	99	192	237	271	147	-47,54%	-46,01%	-36,68%	48,48%	-36,41%
León	223	325	160	155	155	428	158	230	-30,49%	31,69%	-1,25%	48,39%	12,51%
Palencia	95	329	111	33	117	227	110	162	23,16%	-31,00%	-0,90%	390,91%	8,45%
Salamanca	271	501	466	179	349	419	100	194	28,78%	-16,37%	-78,54%	8,38%	-25,05%
Zamora	114	340	448	80	133	420	75	99	16,67%	23,53%	-83,26%	23,75%	-25,97%
CATALUÑA / CATALUN	**2.171**	**2.552**	**4.641**	**6.644**	**1.558**	**2.330**	**2.044**	**1.882**	**-28,24%**	**-8,70%**	**-55,96%**	**-71,67%**	**-51,19%**
Barcelona	1.373	1.595	3.417	4.688	819	1.731	1.128	563	-40,35%	8,53%	-66,99%	-87,99%	-61,70%
Girona	156	279	392	871	333	278	238	245	113,46%	-0,36%	-39,29%	-71,87%	-35,57%
Lleida	426	261	511	303	109	144	269	786	-74,41%	-44,83%	-47,36%	159,41%	-12,86%
Tarragona	216	417	321	782	297	177	409	288	37,50%	-57,55%	27,41%	-63,17%	-32,55%
EXTREMADURA	**1.454**	**854**	**568**	**580**	**526**	**524**	**930**	**571**	**-63,82%**	**-38,64%**	**63,73%**	**-1,55%**	**-26,19%**
Cáceres	1.001	227	223	231	247	203	277	316	-75,32%	-10,57%	24,22%	36,80%	-37,99%
Badajoz	453	627	345	349	279	321	653	255	-38,41%	-48,80%	89,28%	-26,93%	-14,99%
GALICIA	**1.845**	**1.680**	**1.292**	**1.051**	**1.033**	**1.654**	**1.096**	**778**	**-44,01%**	**-1,55%**	**-15,17%**	**-25,98%**	**-22,27%**
La Coruña / A Coruña	895	1.059	350	524	493	1.069	284	437	-44,92%	0,94%	-18,86%	-16,60%	-19,27%
Lugo	269	103	322	174	77	102	235	51	-71,38%	-0,97%	-27,02%	-70,69%	-46,43%
Orense / Ourense	117	104	245	66	59	105	57	47	-49,57%	0,96%	-76,73%	-28,79%	-49,62%
Pontevedra	564	414	375	287	404	378	520	243	-28,37%	-8,70%	38,67%	-15,33%	-5,79%
MADRID	**4.902**	**3.818**	**2.136**	**3.092**	**2.419**	**2.565**	**2.288**	**2.334**	**-50,65%**	**-32,82%**	**7,12%**	**-24,51%**	**-31,13%**
MURCIA	**1.038**	**446**	**511**	**594**	**447**	**980**	**697**	**432**	**-56,94%**	**119,73%**	**36,40%**	**-27,27%**	**-1,27%**
NAVARRA	**449**	**681**	**357**	**611**	**271**	**841**	**1.014**	**726**	**-39,64%**	**23,49%**	**184,03%**	**18,82%**	**35,94%**
LA RIOJA	**315**	**147**	**133**	**53**	**98**	**233**	**353**	**187**	**-68,89%**	**58,50%**	**165,41%**	**252,83%**	**34,41%**
COMUNIDAD VALENC	**3.107**	**2.163**	**1.251**	**1.547**	**1.631**	**1.657**	**1.105**	**1.162**	**-47,51%**	**-23,39%**	**-11,67%**	**-24,89%**	**-31,15%**
Alicante / Alacant	810	747	355	481	512	652	514	388	-36,79%	-12,72%	44,79%	-19,33%	-13,66%
Castellón / Castelló	264	448	90	326	124	121	109	154	-53,03%	-72,99%	21,11%	-52,76%	-54,96%
Valencia	2.033	968	806	740	995	884	482	620	-51,06%	-8,68%	-40,20%	-16,22%	-34,44%
PAIS VASCO / EUSKAD	**2.328**	**2.906**	**1.771**	**1.355**	**1.804**	**2.105**	**1.459**	**2.054**	-22,51%	-27,56%	-17,62%	51,59%	**-11,22%**
Álava / Araba	718	711	396	302	751	771	674	497	4,60%	8,44%	70,20%	64,57%	26,61%
Guipúzcoa / Gipuzkoa	622	1.572	795	582	497	564	569	1.110	-20,10%	-64,12%	-28,43%	90,72%	-23,27%
Vizcaya / Bizkaia	988	623	580	471	556	770	216	447	-43,72%	23,60%	-62,76%	-5,10%	-25,28%
CEUTA	**249**	**45**	**334**	**16**	**0**	**22**	**60**	**13**	**-100,00%**	**-51,11%**	**-82,04%**	**-18,75%**	**-85,25%**
MELILLA	**73**	**83**	**56**	**64**	**73**	**94**	**32**	**41**	**0,00%**	**13,25%**	**-42,86%**	**-35,94%**	**-13,04%**

TABLA VLB 2010. Nº DE VIVIENDAS LIBRES SEGÚN COMUNIDAD AUTÓNOMA Y PROVINCIA. AÑO 2010 POR MES Y POR TRIMESTRE

CC.AA Y PROVINCIA	AÑO	TRIM 1	TRIM 2	TRIM 3	TRIM 4	ENE	FEB	MAR	ABR	MAY	JUN	JUL	AGO	SEP	OCT	NOV	DIC
TOTAL	55.648	13.989	16.211	11.868	13.580	3.933	4.942	5.114	5.273	5.112	5.826	6.074	2.080	3.714	4.247	4.838	4.495
ANDALUCÍA	9.317	2.559	2.546	1.980	2.232	836	723	1.000	898	861	787	1.136	239	605	576	936	720
Almería	447	27	276	78	66	16	11	0	254	10	12	28	10	40	12	31	23
Córdoba	799	248	226	173	152	56	87	105	32	62	132	133	1	39	28	31	93
Cádiz	800	247	163	139	251	166	48	33	73	74	16	68	13	58	118	95	38
Granada	800	219	181	165	235	51	68	100	73	83	25	63	42	60	55	85	95
Huelva	586	73	163	123	227	15	27	31	29	27	107	56	43	24	54	29	144
Jaén	1.938	425	756	339	418	202	131	92	279	199	278	190	39	110	128	158	132
Málaga	2.113	898	234	494	487	121	281	496	45	102	87	348	10	136	80	331	76
Sevilla	1.834	422	547	469	396	209	70	143	113	304	130	250	81	138	101	176	119
ARAGÓN	2.279	709	404	631	535	307	269	133	130	141	133	373	134	124	247	106	182
Huesca	497	193	124	77	103	80	66	47	47	49	28	37	22	18	54	25	24
Teruel	488	70	137	137	144	23	21	26	32	56	49	32	62	43	72	23	49
Zaragoza	1.294	446	143	417	288	204	182	60	51	36	56	304	50	63	121	58	109
ASTURIAS	2.017	502	586	415	514	226	96	180	216	137	233	182	85	148	235	154	125
BALEARES / BALEARS	1.798	420	621	346	411	81	188	151	183	173	265	167	79	100	178	130	103
CANARIAS	925	330	294	153	148	85	97	148	64	79	151	67	26	60	26	63	59
Las Palmas	314	79	111	44	80	14	25	40	26	54	31	25	4	15	22	21	37
Santa Cruz de Tenerife	611	251	183	109	68	71	72	108	38	25	120	42	22	45	4	42	22
CANTABRIA	1.015	355	241	182	237	110	205	40	93	113	35	64	41	77	27	80	130
CASTILLA-LA MANCHA	4.823	1.306	1.352	1.168	997	347	464	495	297	535	520	647	242	279	233	421	343
Albacete	652	287	130	101	134	94	128	65	31	42	57	40	25	36	26	60	48
Ciudad Real	972	320	293	172	187	75	80	165	54	131	108	69	43	60	49	46	92
Cuenca	596	134	150	140	172	23	60	51	41	51	58	52	44	44	52	59	61
Guadalajara	701	154	299	147	101	34	63	57	52	184	63	84	27	36	17	54	30
Toledo	1.902	411	480	608	403	121	133	157	119	127	234	402	103	103	89	202	112
CASTILLA-LEÓN	6.012	1.260	2.273	1.212	1.267	263	520	477	873	664	736	456	349	407	345	418	504
Ávila	676	153	215	149	159	40	56	57	98	60	57	62	53	34	79	37	43
Burgos	838	237	203	241	157	29	138	70	39	61	103	167	42	32	45	45	67
Segovia	738	127	356	142	113	35	54	38	60	191	105	68	42	32	20	47	46
Soria	281	55	96	91	39	12	23	20	57	18	21	19	28	44	10	18	11
Valladolid	704	156	237	166	145	24	92	40	147	40	50	39	60	67	28	53	64
León	923	141	414	138	230	41	22	78	168	144	102	24	58	56	37	57	136
Palencia	526	93	161	110	162	9	42	42	49	14	98	11	15	84	57	79	26
Salamanca	643	184	196	100	163	43	54	87	64	67	65	27	31	42	22	58	83
Zamora	683	114	395	75	99	30	39	45	191	69	135	39	20	16	47	24	28
CATALUÑA / CATALUNYA	5.841	1.272	1.630	1.434	1.505	196	406	670	579	453	598	804	278	352	594	425	486
Barcelona	2.715	559	1.077	736	343	114	166	279	396	286	395	406	151	179	163	77	103
Girona	959	313	278	237	131	45	121	147	89	76	113	122	52	63	50	77	4
Lleida	1.264	109	121	269	765	18	51	40	37	46	38	166	50	53	334	166	265
Tarragona	903	291	154	192	266	19	68	204	57	45	52	110	25	57	47	105	114
EXTREMADURA	1.918	422	395	580	521	104	183	135	109	103	183	146	129	305	188	178	155
Cáceres	803	201	168	142	292	57	96	48	47	47	74	57	54	31	131	108	53
Badajoz	1.115	221	227	438	229	47	87	87	62	56	109	89	75	274	57	70	102
GALICIA	3.860	1.011	1.515	592	742	243	486	282	593	385	537	296	127	169	154	309	279
La Coruña / A Coruña	2.087	473	958	255	401	82	319	72	412	239	307	105	58	92	81	140	180
Lugo	374	77	102	144	51	9	35	33	42	32	28	112	10	22	18	21	12
Orense / Ourense	267	58	105	57	47	18	20	20	32	45	28	25	20	12	9	11	27
Pontevedra	1.132	403	350	136	243	134	112	157	107	69	174	54	39	43	46	137	60
MADRID	4.846	1.494	1.308	735	1.309	438	668	388	467	355	486	378	156	201	651	472	186
MURCIA	2.124	367	810	561	386	104	123	140	169	163	478	410	29	122	103	122	161
NAVARRA	942	131	290	241	280	33	47	51	87	100	103	85	30	126	128	101	51
LA RIOJA	427	80	168	70	109	24	16	40	39	43	86	30	16	24	28	58	23
COMUNIDAD VALENCIANA	3.994	1.119	1.119	788	968	390	289	440	253	627	239	392	67	329	306	266	396
Alicante / Alacant	1.643	439	503	406	295	159	116	164	127	290	86	159	27	220	81	92	122
Castellón / Castelló	466	124	90	109	143	41	36	47	14	32	44	66	15	28	60	44	39
Valencia	1.885	556	526	273	530	190	137	229	112	305	109	167	25	81	165	130	235
PAIS VASCO / EUSKADI	3.215	579	575	696	1.365	123	134	322	179	162	234	368	49	279	220	563	582
Álava / Araba	607	82	118	224	183	9	5	68	37	56	25	134	0	90	20	10	153
Guipúzcoa / Gipuzkoa	1.467	143	323	266	735	33	13	97	127	73	123	111	5	150	54	406	275
Vizcaya / Bizkaia	1.141	354	134	206	447	81	116	157	15	33	86	123	44	39	146	147	154
CEUTA	95	0	22	60	13	0	0	0	20	1	1	58	0	2	1	10	2
MELILLA	200	73	62	24	41	23	28	22	24	17	21	15	4	5	7	26	8

TABLA VPO 2010.Nº DE VIVIENDAS PROTEGIDAS SEGÚN COMUNIDAD AUTÓNOMA Y PROVINCIA. AÑO 2010 POR MES Y POR TRIMESTRE

CC.AA Y PROVINCIA	AÑO	TRIM 1	TRIM 2	TRIM 3	TRIM 4	ENE	FEB	MAR	ABR	MAY	JUN	JUL	AGO	SEP	OCT	NOV	DIC
TOTAL	28.307	6.596	8.944	6.931	5.836	1.837	1.342	3.417	2.611	3.140	3.193	3.874	1.313	1.744	1.250	1.641	2.945
ANDALUCÍA	4.880	1.295	1.517	613	1.455	320	135	840	298	506	713	94	237	282	250	216	989
Almería	136	0	0	93	43	0	0	0	0	0	0	0	93	0	0	1	42
Córdoba	171	0	50	71	50	0	0	0	14	34	2	1	0	70	50	0	0
Cádiz	730	95	258	197	180	22	73	0	0	102	156	0	1	196	100	64	16
Granada	544	170	273	55	46	30	20	120	0	59	214	55	0	0	0	46	0
Huelva	9	9	0	0	0	9	0	0	0	0	0	0	0	0	0	0	0
Jaén	0	0	0	0	0	0	0	0	0	0	0	0	0	0	0	0	0
Málaga	525	338	20	16	151	69	42	227	0	0	20	0	0	16	0	80	71
Sevilla	2.765	683	916	181	985	190	0	493	284	311	321	38	143	0	100	25	860
ARAGÓN	1.596	331	634	239	392	162	14	155	420	93	121	202	0	37	100	58	234
Huesca	99	81	0	0	18	0	0	81	0	0	0	0	0	0	0	18	0
Teruel	204	14	128	21	41	0	14	0	53	0	75	21	0	0	0	40	1
Zaragoza	1.293	236	506	218	333	162	0	74	367	93	46	181	0	37	100	0	233
ASTURIAS	565	172	199	113	81	134	16	22	0	15	184	24	1	88	0	0	81
BALEARES / BALEARS	185	42	24	0	119	0	0	42	0	0	24	0	0	0	16	53	50
CANARIAS	406	81	118	131	76	50	6	25	41	0	77	85	0	46	76	0	0
Las Palmas	1	0	1	0	0	0	0	0	1	0	0	0	0	0	0	0	0
Santa Cruz de Tenerife	405	81	117	131	76	50	6	25	40	0	77	85	0	46	76	0	0
CANTABRIA	227	25	144	46	12	3	22	0	25	61	58	28	0	18	0	12	0
CASTILLA-LA MANCHA	2.285	845	627	206	607	96	383	366	258	172	197	122	13	71	51	135	421
Albacete	499	184	103	6	206	62	107	15	19	84	0	6	0	0	0	65	141
Ciudad Real	235	130	57	12	36	0	1	129	24	1	32	2	6	4	1	30	5
Cuenca	117	58	22	13	24	0	1	57	4	0	18	6	2	5	13	10	1
Guadalajara	650	174	235	149	92	0	10	164	172	0	63	87	0	62	0	0	92
Toledo	784	299	210	26	249	34	264	1	39	87	84	21	5	0	37	30	182
CASTILLA-LEÓN	1.502	493	570	286	153	237	94	162	130	365	75	62	135	89	34	78	41
Ávila	140	0	40	0	100	0	0	0	40	0	0	0	0	0	34	66	0
Burgos	169	122	0	47	0	17	43	62	0	0	0	47	0	0	0	0	0
Segovia	91	29	62	0	0	0	0	29	54	0	8	0	0	0	0	0	0
Soria	358	84	140	114	20	84	0	0	24	116	0	0	114	0	0	0	20
Valladolid	143	36	0	105	2	0	16	20	0	0	0	15	21	69	0	0	2
León	48	14	14	20	0	0	0	14	0	7	7	0	0	20	0	0	0
Palencia	90	24	66	0	0	0	7	17	12	0	54	0	0	0	0	0	0
Salamanca	419	165	223	0	31	136	9	20	0	223	0	0	0	0	0	12	19
Zamora	44	19	25	0	0	0	19	0	0	19	6	0	0	0	0	0	0
CATALUÑA / CATALUNYA	1.973	286	700	610	377	86	145	55	72	581	47	467	0	143	7	138	232
Barcelona	1.526	260	654	392	220	86	125	49	49	581	24	300	0	92	7	110	103
Girona	135	20	0	1	114	0	20	0	0	0	0	1	0	0	0	0	114
Lleida	44	0	23	0	21	0	0	0	23	0	0	0	0	0	0	20	1
Tarragona	268	6	23	217	22	0	0	6	0	0	23	166	0	51	0	8	14
EXTREMADURA	633	104	129	350	50	21	29	54	61	43	25	164	139	47	28	16	6
Cáceres	240	46	35	135	24	20	2	24	12	23	0	69	55	11	18	0	6
Badajoz	393	58	94	215	26	1	27	30	49	20	25	95	84	36	10	16	0
GALICIA	701	22	139	504	36	1	0	21	54	56	29	475	29	0	0	1	35
La Coruña / A Coruña	196	20	111	29	36	0	0	20	54	56	1	0	29	0	0	1	35
Lugo	91	0	0	91	0	0	0	0	0	0	0	91	0	0	0	0	0
Orense / Ourense	1	1	0	0	0	1	0	0	0	0	0	0	0	0	0	0	0
Pontevedra	413	1	28	384	0	0	0	1	0	0	28	384	0	0	0	0	0
MADRID	4.760	925	1.257	1.553	1.025	360	56	509	464	388	405	749	494	310	380	376	269
MURCIA	432	80	170	136	46	1	28	51	97	8	65	49	67	20	0	0	46
NAVARRA	1.910	140	551	773	446	6	0	134	4	280	267	333	172	268	224	108	114
LA RIOJA	444	18	65	283	78	0	0	18	0	63	2	165	14	104	0	78	0
COMUNIDAD VALENCIANA	1.561	512	538	317	194	204	250	58	177	107	254	182	12	123	58	34	102
Alicante / Alacant	423	73	149	108	93	0	47	26	0	0	149	56	0	52	56	0	37
Castellón / Castelló	42	0	31	0	11	0	0	0	0	0	31	0	0	0	2	0	9
Valencia	1.096	439	358	209	90	204	203	32	177	107	74	126	12	71	0	34	56
PAIS VASCO / EUSKADI	4.207	1.225	1.530	763	689	156	164	905	510	402	618	673	0	90	26	338	325
Álava / Araba	2.086	669	653	450	314	0	21	648	134	128	391	360	0	90	26	267	21
Guipúzcoa / Gipuzkoa	1.273	354	241	303	375	76	143	135	120	121	0	303	0	0	0	71	304
Vizcaya / Bizkaia	848	202	636	10	0	80	0	122	256	153	227	10	0	0	0	0	0
CEUTA	0	0	0	0	0	0	0	0	0	0	0	0	0	0	0	0	0
MELILLA	40	0	32	8	0	0	0	0	0	0	32	0	0	8	0	0	0

TABLA SVS 2010. SUPERFICIE CONSTRUIDA DE EDIFICACIÓN POR MES Y POR TRIMESTRE SEGÚN COMUNIDAD AUTÓNOMA Y PROVINCIA

CC.AA Y PROVINCIA	AÑO	TRIM 1	TRIM 2	TRIM 3	TRIM 4	ENE	FEB	MAR	ABR	MAY	JUN	JUL	AGO	SEP	OCT	NOV	DIC
TOTAL	24.387.697	6.362.431	7.153.832	5.586.470	5.284.964	1.843.212	2.172.420	2.346.799	2.267.943	2.263.563	2.622.326	2.870.245	1.084.253	1.631.972	1.415.725	2.006.373	1.862.866
ANDALUCÍA	3.843.403	1.022.137	1.034.565	831.509	955.192	436.455	235.263	350.419	356.775	343.508	334.282	405.408	123.100	303.001	246.010	349.868	359.314
Almería	321.561	48.944	151.440	55.449	65.728	24.944	2.497	21.503	109.327	38.167	3.946	21.587	18.294	15.568	14.675	36.255	14.798
Córdoba	227.950	51.941	78.907	55.964	41.138	11.832	19.340	20.769	12.514	30.849	35.544	34.179	339	21.446	13.265	8.387	19.486
Cádiz	400.837	68.133	98.357	115.893	118.454	34.415	25.961	7.757	29.258	36.386	32.713	39.432	19.976	56.485	45.192	57.887	15.375
Granada	436.368	99.400	133.245	67.137	136.586	16.990	26.476	55.934	30.144	32.364	70.737	36.158	11.291	19.688	21.574	44.742	70.270
Huelva	235.835	26.681	33.994	129.542	45.618	5.858	8.595	12.228	7.058	7.153	19.783	63.131	6.399	60.012	8.474	14.331	22.813
Jaén	417.457	92.036	131.528	95.612	98.281	37.969	30.450	23.617	40.746	37.727	53.055	56.260	9.482	29.870	26.180	30.150	41.951
Málaga	895.597	308.430	167.133	173.620	246.414	78.346	90.500	139.584	47.129	61.648	58.356	109.038	6.424	58.158	69.276	105.578	71.560
Sevilla	907.798	326.572	239.961	138.292	202.973	226.101	31.444	69.027	80.599	99.214	60.148	45.623	50.895	41.774	47.374	52.538	103.061
ARAGÓN	1.077.674	378.030	248.593	226.879	224.172	175.303	124.341	78.386	115.235	55.032	78.326	119.419	60.505	46.955	96.294	45.153	82.725
Huesca	149.623	60.719	34.267	23.367	31.270	10.976	25.482	24.261	9.871	9.721	14.675	9.764	5.641	7.962	8.997	14.290	7.983
Teruel	171.841	30.214	55.995	44.965	40.667	9.673	5.723	14.818	16.047	14.756	25.192	13.256	11.442	20.267	20.133	8.147	12.387
Zaragoza	756.210	287.097	158.331	158.547	152.235	154.654	93.136	39.307	89.317	30.555	38.459	96.399	43.422	18.726	67.164	22.716	62.355
ASTURIAS	683.520	176.988	198.037	150.491	158.004	74.338	39.304	63.346	48.278	64.354	85.405	54.415	53.628	42.448	69.386	42.319	46.299
BALEARES / BALEARS	1.112.004	270.487	340.426	229.507	271.584	55.393	94.432	120.662	128.169	116.069	96.188	105.914	64.480	59.113	82.095	98.297	91.192
CANARIAS	348.370	98.844	128.970	58.872	61.684	27.964	25.349	45.531	50.012	25.330	53.628	30.862	11.488	16.522	15.953	18.838	26.893
Las Palmas	123.731	34.244	48.806	10.656	30.025	5.464	12.702	16.078	27.655	12.968	8.183	6.365	1.353	2.938	4.746	10.676	14.603
Santa Cruz de Tenerife	224.639	64.600	80.164	48.216	31.659	22.500	12.647	29.453	22.357	12.362	45.445	24.497	10.135	13.584	11.207	8.162	12.290
CANTABRIA	376.329	101.367	138.781	77.433	58.748	22.266	64.462	14.639	19.619	37.295	81.867	34.449	11.566	31.418	13.760	23.823	21.165
CASTILLA-LA MANCHA	1.748.933	446.433	517.081	412.439	372.980	83.469	179.538	183.426	117.878	186.462	212.741	214.550	100.957	96.932	78.890	153.430	140.660
Albacete	204.125	82.005	35.417	31.033	55.670	19.060	50.019	12.926	8.817	16.682	9.918	11.618	12.823	6.592	11.250	17.932	26.488
Ciudad Real	380.107	114.291	119.388	67.440	78.988	23.528	26.537	64.226	25.057	43.943	50.388	23.414	19.050	24.976	19.955	31.181	27.852
Cuenca	263.358	65.475	67.278	68.872	61.733	9.056	15.205	41.214	14.909	18.193	34.176	26.523	23.083	19.266	17.451	17.060	27.222
Guadalajara	0	0	0	0	0	0	0	0	0	0	0	0	0	0	0	0	0
Toledo	901.343	184.662	294.998	245.094	176.589	31.825	87.777	65.060	69.095	107.644	118.259	152.995	46.001	46.098	30.234	87.257	59.098
CASTILLA-LEÓN	2.210.649	620.541	801.207	414.761	374.140	212.418	201.969	206.154	308.494	234.912	257.801	150.443	126.665	137.653	89.367	128.463	156.310
Ávila	191.479	40.015	49.155	47.339	54.970	11.616	14.248	14.151	23.990	13.409	11.756	19.264	18.824	9.251	19.957	19.077	15.936
Burgos	326.912	118.823	56.007	90.754	61.328	35.885	46.512	36.426	19.350	15.453	21.204	69.243	11.937	9.574	23.295	16.965	21.068
Segovia	228.481	45.026	112.331	37.222	33.902	9.986	15.040	20.000	23.817	44.602	43.912	14.986	14.927	7.309	5.592	12.532	15.778
Soria	189.445	30.004	79.433	59.443	20.565	16.856	5.538	7.610	47.825	23.763	7.845	4.835	26.145	28.463	4.567	8.170	7.828
Valladolid	212.957	39.957	74.804	65.818	32.378	6.642	20.944	12.371	43.055	19.390	12.359	15.237	19.336	31.245	5.275	11.326	15.777
León	333.592	82.854	154.315	42.973	53.450	23.580	15.758	43.516	67.201	39.267	47.847	5.828	18.385	18.760	10.537	24.890	18.023
Palencia	120.585	33.550	36.592	20.562	29.881	9.443	13.110	10.997	8.592	6.559	21.441	3.620	2.961	13.981	10.368	15.195	4.318
Salamanca	418.450	189.072	134.299	27.246	67.833	77.153	61.965	49.954	22.800	47.044	64.455	6.073	7.164	14.009	5.050	13.604	49.179
Zamora	188.748	41.240	104.271	23.404	19.833	21.257	8.854	11.129	51.864	25.425	26.982	11.357	6.986	5.061	4.726	6.704	8.403
CATALUÑA / CATALUNYA	3.884.941	956.182	1.161.674	949.149	817.936	196.759	344.987	414.436	322.408	391.600	447.666	515.015	194.952	239.182	199.114	314.301	304.521
Barcelona	2.591.580	592.706	812.594	597.710	588.570	134.795	221.715	236.196	200.328	298.270	313.996	340.440	131.065	126.205	154.079	220.007	214.484
Girona	581.900	187.061	157.864	111.768	125.207	38.369	60.375	88.317	57.129	33.986	66.749	52.667	19.959	39.142	21.577	54.458	49.172
Lleida	233.631	62.981	75.631	95.019	0	14.605	25.694	22.682	28.421	25.222	21.988	38.740	26.436	29.843	0	0	0
Tarragona	477.830	113.434	115.585	144.652	104.159	8.990	37.203	67.241	36.530	34.122	44.933	83.168	17.492	43.992	23.458	39.836	40.865
EXTREMADURA	666.047	139.977	177.870	199.188	149.012	33.219	49.819	56.939	61.426	54.933	61.511	75.649	54.245	69.294	54.088	54.117	40.807
Cáceres	255.530	48.272	78.086	57.576	71.596	15.915	19.756	12.601	26.734	33.830	17.522	25.198	20.315	12.063	32.190	24.989	14.417
Badajoz	410.517	91.705	99.784	141.612	77.416	17.304	30.063	44.338	34.692	21.103	43.989	50.451	33.930	57.231	21.898	29.128	26.390
GALICIA	950.436	180.779	362.528	213.239	193.890	55.966	55.213	69.600	136.474	92.772	133.282	128.456	37.588	47.195	43.983	78.762	71.145
La Coruña / A Coruña	459.906	60.162	227.950	73.753	98.041	23.326	15.215	21.621	92.629	59.997	75.324	31.136	19.970	22.647	21.549	33.172	43.320
Lugo	75.115	15.457	26.577	15.613	17.468	2.895	4.896	7.666	10.527	8.683	7.367	5.952	2.609	7.052	5.247	8.824	3.397
Orense / Ourense	65.153	16.605	25.943	10.659	11.946	5.187	5.323	6.095	9.270	10.680	5.993	4.457	3.876	2.326	1.946	2.860	7.140
Pontevedra	350.262	88.555	82.058	113.214	66.435	24.558	29.779	34.218	24.048	13.412	44.598	86.911	11.133	15.170	15.241	33.906	17.288
MADRID	2.007.717	688.452	403.623	470.844	444.798	150.177	375.483	162.792	151.386	156.262	95.975	270.919	99.794	100.131	116.886	258.390	69.522
MURCIA	753.324	184.128	243.074	183.968	142.154	61.689	59.436	63.003	89.411	70.166	83.497	103.267	24.980	55.721	34.189	50.894	57.071
NAVARRA	804.909	88.992	294.167	237.828	183.922	15.059	29.669	44.264	30.535	94.425	169.207	88.385	62.064	87.379	70.736	54.747	58.439
LA RIOJA	237.695	36.717	69.624	70.534	60.820	9.414	9.946	17.357	10.213	22.364	37.047	36.210	8.827	25.497	13.930	34.881	12.009
COMUNIDAD VALENCIANA	1.809.093	533.889	527.317	345.200	402.687	148.868	210.880	174.141	152.560	196.467	178.290	191.464	21.742	131.994	119.099	140.539	143.049
Alicante / Alacant	537.015	184.599	121.066	114.466	116.884	52.763	70.291	61.545	22.344	58.733	39.989	54.669	5.945	53.852	30.621	54.297	31.966
Castellón / Castelló	266.972	62.734	83.483	37.594	83.161	16.329	33.061	13.344	14.441	31.641	37.401	18.034	7.021	12.539	26.272	30.934	25.955
Valencia	1.005.106	286.556	322.768	193.140	202.642	79.776	107.528	99.252	115.775	106.093	100.900	118.761	8.776	65.603	62.206	55.308	85.128
País Vasco / Euskadi	1.806.953	430.790	470.805	502.073	403.285	82.270	69.693	278.827	141.526	119.255	210.024	335.667	27.075	139.331	69.457	154.612	179.216
Álava / Araba	633.351	159.063	142.170	234.432	97.686	1.375	20.055	137.633	28.616	41.244	72.310	170.345	3.525	60.562	9.881	54.479	33.326
Guipúzcoa / Gipuzkoa	598.249	124.213	122.685	145.209	206.142	50.516	27.421	46.276	39.252	32.907	50.526	93.481	12.255	39.473	30.601	77.777	97.764
Vizcaya / Bizkaia	575.353	147.514	205.950	122.432	99.457	30.379	22.217	94.918	73.658	45.104	87.188	71.841	11.295	39.296	28.975	22.356	48.126
CEUTA	36.241	0	25.058	8.250	2.933	0	0	0	24.524	370	164	7.650	0	600	1.477	919	537
MELILLA	29.459	7.698	10.432	4.306	7.023	2.185	2.636	2.877	3.020	1.987	5.425	2.103	597	1.606	1.011	4.020	1.992

Consejo Superior
de los Colegios de Arquitectos
de España

ESTADÍSTICA DE LA EDIFICACIÓN. CUARTO TRIMESTRE 2010

TABLA SVI 2010. SUPERFICIE CONSTRUIDA DE EDIFICIOS RESIDENCIALES
SEGÚN COMUNIDAD AUTÓNOMA Y PROVINCIA. AÑO 2010 POR MES Y POR TRIMESTRE.

CC.AA Y PROVINCIA	AÑO	TRIM 1	TRIM 2	TRIM 3	TRIM 4	ENE	FEB	MAR	ABR	MAY	JUN	JUL	AGO	SEP	OCT	NOV	DIC
TOTAL	15.037.308	3.678.414	4.376.089	3.490.382	3.492.423	1.038.146	1.191.799	1.448.469	1.320.152	1.476.012	1.579.925	1.827.036	618.725	1.044.621	938.487	1.294.384	1.259.552
ANDALUCÍA	2.403.915	606.041	675.579	532.121	590.174	197.641	170.619	237.781	174.915	249.723	250.941	253.319	73.625	205.177	141.598	213.145	235.431
Almería	92.887	4.484	39.061	26.865	22.477	2.439	2.045	0	29.999	5.672	3.390	7.926	14.768	4.171	3.740	8.267	10.470
Córdoba	217.563	51.896	73.018	51.511	41.138	11.832	19.340	20.724	12.514	30.556	29.948	31.581	339	19.591	13.265	8.387	19.486
Cádiz	262.952	57.386	68.966	61.143	75.457	33.810	16.880	6.696	11.909	27.951	29.106	15.579	3.439	42.125	33.253	32.960	9.244
Granada	254.613	78.027	71.795	46.426	58.365	14.094	18.646	45.287	12.816	29.635	29.344	21.602	10.576	14.248	11.129	25.856	21.380
Huelva	136.646	16.214	26.386	64.821	29.225	4.155	5.763	6.296	6.085	5.520	14.781	10.873	6.058	47.890	7.489	4.321	17.415
Jaén	399.447	90.524	128.266	88.336	92.321	37.969	30.105	22.450	39.225	36.540	52.501	51.311	9.482	27.543	26.005	29.804	36.512
Málaga	531.953	181.444	100.194	120.414	129.901	36.421	68.297	76.726	14.850	48.704	36.640	81.151	5.216	34.047	19.899	77.658	32.344
Sevilla	507.854	126.066	167.893	72.605	141.290	56.921	9.543	59.602	47.517	65.145	55.231	33.296	23.747	15.562	26.818	25.892	88.580
ARAGÓN	650.485	150.632	178.590	157.551	163.712	65.557	42.867	42.208	95.974	39.287	43.329	105.087	23.814	28.650	62.723	26.083	74.906
Huesca	90.435	36.610	17.332	15.236	21.257	9.924	7.711	18.975	6.865	5.697	4.770	6.815	5.066	3.355	7.373	7.940	5.944
Teruel	108.169	12.466	41.305	26.380	28.018	4.831	2.846	4.789	14.223	10.078	17.004	10.030	8.478	7.872	11.451	6.730	9.837
Zaragoza	451.881	101.556	119.953	115.935	114.437	50.802	32.310	18.444	74.886	23.512	21.555	88.242	10.270	17.423	43.899	11.413	59.125
ASTURIAS	459.748	118.980	147.052	85.150	108.566	60.174	19.406	39.400	39.485	29.904	77.663	37.885	19.097	28.168	41.628	28.010	38.928
BALEARES / BALEARS	592.474	119.357	146.043	152.041	175.033	25.102	48.948	45.307	30.312	54.363	61.368	70.469	38.957	42.615	50.625	71.149	53.259
CANARIAS	260.008	78.907	82.134	47.664	51.303	22.548	15.582	40.777	35.546	12.645	33.943	25.376	6.740	15.548	15.953	13.015	22.335
Las Palmas	91.281	20.249	38.365	7.898	24.769	2.422	4.177	13.650	23.466	7.950	6.949	4.037	1.276	2.585	4.746	5.420	14.603
Santa Cruz de Tenerife	168.727	58.658	43.769	39.766	26.534	20.126	11.405	27.127	12.080	4.695	26.994	21.339	5.464	12.963	11.207	7.595	7.732
CANTABRIA	205.216	58.965	60.309	40.622	45.320	18.960	32.257	7.748	15.323	28.907	16.079	15.707	8.117	16.798	10.592	13.900	20.828
CASTILLA-LA MANCHA	1.203.839	334.906	338.365	259.384	271.184	67.734	132.365	134.807	82.422	115.249	140.694	140.738	56.723	61.923	59.895	98.363	112.926
Albacete	160.048	62.906	31.390	18.218	47.534	19.060	31.814	12.032	8.031	14.444	8.915	8.513	3.499	6.206	4.672	17.158	25.704
Ciudad Real	317.411	92.585	97.074	59.976	67.776	16.276	18.838	57.471	17.636	32.866	46.572	20.771	16.862	22.343	17.804	25.501	24.471
Cuenca	156.049	40.749	43.665	32.811	38.824	5.866	11.715	23.168	12.095	10.221	21.349	12.815	10.032	9.964	10.674	14.310	13.840
Guadalajara	0	0	0	0	0												
Toledo	570.331	138.666	166.236	148.379	117.050	26.532	69.998	42.136	44.660	57.718	63.858	98.639	26.330	23.410	26.745	41.394	48.911
CASTILLA-LEÓN	1.368.699	337.539	482.561	304.335	244.264	112.823	109.504	115.212	160.349	177.877	144.335	100.228	97.016	107.091	65.457	89.816	88.991
Ávila	155.866	31.055	43.222	35.089	46.500	8.692	10.518	11.845	21.129	11.431	10.662	15.532	12.126	7.431	19.686	17.715	9.099
Burgos	205.394	87.223	39.912	50.353	27.906	33.602	29.472	24.149	9.431	11.681	18.800	35.489	8.442	6.422	7.686	9.023	11.197
Segovia	166.216	30.889	82.566	28.713	24.048	6.725	11.494	12.670	19.746	39.547	23.273	13.415	9.400	5.898	4.927	9.254	9.867
Soria	126.271	25.608	40.462	48.807	11.394	16.536	5.162	3.910	15.324	21.527	3.611	4.590	25.623	18.594	2.623	2.937	5.834
Valladolid	174.075	36.410	50.108	58.583	28.974	5.849	20.620	9.941	30.460	8.351	11.297	10.475	16.892	31.216	5.275	9.232	14.467
León	160.011	31.682	66.435	30.023	31.871	9.634	8.544	13.504	14.254	26.787	25.394	4.293	12.550	13.180	8.215	12.565	11.091
Palencia	91.082	19.431	28.833	16.519	26.299	1.704	7.467	10.260	7.124	3.370	18.339	1.933	2.319	12.267	9.205	12.872	4.222
Salamanca	174.471	55.543	65.975	20.129	32.824	24.660	10.570	20.313	10.437	43.218	12.320	5.452	5.918	8.759	4.305	11.141	17.378
Zamora	115.313	19.698	65.048	16.119	14.448	5.421	5.657	8.620	32.444	11.965	20.639	9.049	3.746	3.324	3.535	5.077	5.836
CATALUÑA / CATALUNYA	1.339.917	306.620	419.127	342.701	271.469	58.958	119.423	128.239	115.309	166.774	137.044	194.397	62.303	86.001	48.759	106.324	116.386
Barcelona	764.816	152.593	267.816	177.436	166.971	37.015	54.999	60.579	72.474	112.433	82.909	104.829	29.872	42.735	31.179	67.404	68.388
Girona	245.789	69.349	64.444	55.055	56.941	13.199	28.869	27.281	16.904	21.967	25.573	27.722	12.939	14.394	8.706	21.714	26.521
Lleida	134.840	39.242	46.128	49.470	0	5.430	19.354	14.458	14.161	18.847	13.120	23.198	12.483	13.789			
Tarragona	194.472	45.436	40.739	60.740	47.557	3.314	16.201	25.921	11.770	13.527	15.442	38.648	7.009	15.083	8.874	17.206	21.477
EXTREMADURA	494.752	100.593	112.265	158.035	123.859	25.794	39.487	35.312	32.480	29.380	50.405	55.502	40.085	62.448	47.161	44.901	31.797
Cáceres	199.691	41.477	40.918	49.920	67.376	14.134	16.700	10.643	12.645	12.500	15.773	21.315	19.489	9.116	30.685	22.892	13.799
Badajoz	295.061	59.116	71.347	108.115	56.483	11.660	22.787	24.669	19.835	16.880	34.632	34.187	20.596	53.332	16.476	22.009	17.998
GALICIA	931.415	174.891	360.682	207.501	188.341	52.769	54.401	67.721	135.622	92.421	132.639	126.992	36.900	43.609	42.446	75.138	70.757
La Coruña / A Coruña	452.659	56.695	226.656	71.690	97.618	21.230	14.923	20.542	91.948	59.758	74.950	29.780	19.482	22.428	21.530	32.805	43.283
Lugo	69.695	15.190	26.294	13.932	14.279	2.895	4.896	7.399	10.356	8.571	7.367	5.952	2.409	5.571	5.247	5.635	3.397
Orense / Ourense	64.955	16.507	25.943	10.659	11.846	5.187	5.323	5.997	9.270	10.680	5.993	4.457	3.876	2.326	1.946	2.860	7.040
Pontevedra	344.106	86.499	81.789	111.220	64.598	23.457	29.259	33.783	24.048	13.412	44.329	86.803	11.133	13.284	13.723	33.838	17.037
MADRID	1.398.079	454.156	280.688	325.621	337.614	134.260	190.834	129.062	109.826	112.636	58.226	192.622	66.922	66.077	93.387	191.408	52.819
MURCIA	445.056	93.016	146.034	112.247	93.759	30.159	28.068	34.789	45.441	38.289	62.304	62.455	17.556	32.236	26.470	27.408	39.881
NAVARRA	535.511	53.786	160.563	177.918	143.244	8.368	10.642	34.776	19.309	66.976	74.278	71.771	34.495	71.652	68.742	36.507	37.995
LA RIOJA	146.287	14.942	35.828	59.735	35.782	3.792	3.120	8.030	7.435	20.424	7.969	32.582	6.190	20.963	4.894	26.829	4.059
COMUNIDAD VALENCIANA	1.328.189	368.895	384.117	274.069	301.108	108.566	120.215	140.114	99.840	150.946	133.331	152.130	17.820	104.119	92.591	94.488	114.029
Alicante / Alacant	409.213	103.380	106.391	109.878	89.564	29.383	30.465	43.532	22.131	46.084	38.176	51.148	5.945	52.785	25.229	41.742	22.593
Castellón / Castelló	101.010	24.458	26.389	18.786	31.377	9.145	8.054	7.259	3.186	8.119	15.084	9.993	3.731	5.062	12.242	9.225	9.910
Valencia	817.966	241.057	251.337	145.405	180.167	70.038	81.696	89.323	74.523	96.743	80.071	90.989	8.144	46.272	55.120	43.521	81.526
PAIS VASCO / EUSKADI	1.230.518	298.490	351.867	241.131	339.030	42.756	51.425	204.309	114.225	87.854	149.788	180.023	11.768	49.340	64.373	132.961	141.696
Álava / Araba	468.905	136.395	128.604	109.970	93.936	1.375	5.056	129.964	27.997	32.339	68.268	84.094	0	25.876	9.675	54.315	29.946
Guipúzcoa / Gipuzkoa	429.384	70.929	96.273	88.874	173.308	16.199	26.785	27.945	39.252	28.198	28.823	71.289	1.235	16.350	26.764	59.272	87.272
Vizcaya / Bizkaia	332.229	91.166	126.990	42.287	71.786	25.182	19.584	46.400	46.976	27.317	52.697	24.640	10.533	7.114	27.934	19.374	24.478
CEUTA	13.741	0	3.853	8.250	1.638	0	0	0	3.319	370	164	7.650	0	600	182	919	537
MELILLA	29.459	7.698	10.432	4.306	7.023	2.185	2.636	2.877	3.020	1.987	5.425	2.103	597	1.606	1.011	4.020	1.992

Consejo Superior
de los Colegios de Arquitectos
de España

ESTADÍSTICA DE LA EDIFICACIÓN. CUARTO TRIMESTRE 2010

TABLA SED 2010. SUPERFICIE CONSTRUIDA DE EDIFICIOS NO RESIDENCIALES
SEGÚN COMUNIDAD AUTÓNOMA Y PROVINCIA. AÑO 2010 POR MES Y POR TRIMESTRE

CC.AA Y PROVINCIA	AÑO	TRIM 1	TRIM 2	TRIM 3	TRIM 4	ENE	FEB	MAR	ABR	MAY	JUN	JUL	AGO	SEP	OCT	NOV	DIC
TOTAL	9.350.389	2.684.017	2.777.743	2.096.088	1.792.541	805.066	980.621	898.330	947.791	787.551	1.042.401	1.043.209	465.528	587.351	477.238	711.989	603.314
ANDALUCÍA	1.439.488	416.096	358.986	299.388	365.018	238.814	64.644	112.638	181.860	93.785	83.341	152.089	49.475	97.824	104.412	136.723	123.883
Almería	228.674	44.460	112.379	28.584	43.251	22.505	452	21.503	79.328	32.495	556	13.661	3.526	11.397	10.935	27.988	4.328
Córdoba	10.387	45	5.889	4.453	0	0	0	45	0	293	5.596	2.598	0	1.855	0	0	0
Cádiz	137.885	10.747	29.391	54.750	42.997	605	9.081	1.061	17.349	8.435	3.607	23.853	16.537	14.360	11.939	24.927	6.131
Granada	181.755	21.373	61.450	20.711	78.221	2.896	7.830	10.647	17.328	2.729	41.393	14.556	715	5.440	10.445	18.886	48.890
Huelva	99.189	10.467	7.608	64.721	16.393	1.703	2.832	5.932	973	1.633	5.002	52.258	341	12.122	985	10.010	5.398
Jaén	18.010	1.512	3.262	7.276	5.960	0	345	1.167	1.521	1.187	554	4.949	0	2.327	175	346	5.439
Málaga	363.644	126.986	66.939	53.206	116.513	41.925	22.203	62.858	32.279	12.944	21.716	27.887	1.208	24.111	49.377	27.920	39.216
Sevilla	399.944	200.506	72.068	65.687	61.683	169.180	21.901	9.425	33.082	34.069	4.917	12.327	27.148	26.212	20.556	26.646	14.481
ARAGÓN	427.189	227.398	70.003	69.328	60.460	109.746	81.474	36.178	19.261	15.745	34.997	14.332	36.691	18.305	33.571	19.070	7.819
Huesca	59.188	24.109	16.935	8.131	10.013	1.052	17.771	5.286	3.006	4.024	9.905	2.949	575	4.607	1.624	6.350	2.039
Teruel	63.672	17.748	14.690	18.585	12.649	4.842	2.877	10.029	1.824	4.678	8.188	3.226	2.964	12.395	8.682	1.417	2.550
Zaragoza	304.329	185.541	38.378	42.612	37.798	103.852	60.826	20.863	14.431	7.043	16.904	8.157	33.152	1.303	23.265	11.303	3.230
ASTURIAS	223.772	58.008	50.985	65.341	49.438	14.164	19.898	23.946	8.793	34.450	7.742	16.530	34.531	14.280	27.758	14.309	7.371
BALEARES / BALEARS	519.530	151.130	194.383	77.466	96.551	30.291	45.484	75.355	97.857	61.706	34.820	35.445	25.523	16.498	31.470	27.148	37.933
CANARIAS	88.362	19.937	46.836	11.208	10.381	5.416	9.767	4.754	14.466	12.685	19.685	5.486	4.748	974	0	5.823	4.558
Las Palmas	32.450	13.995	10.441	2.758	5.256	3.042	8.525	2.428	4.189	5.018	1.234	2.328	77	353	0	5.256	0
Santa Cruz de Tenerife	55.912	5.942	36.395	8.450	5.125	2.374	1.242	2.326	10.277	7.667	18.451	3.158	4.671	621	0	567	4.558
CANTABRIA	171.113	42.402	78.472	36.811	13.428	3.306	32.205	6.891	4.296	8.388	65.788	18.742	3.449	14.620	3.168	9.923	337
CASTILLA-LA MANCHA	545.094	111.527	178.716	153.055	101.796	15.735	47.173	48.619	35.456	71.213	72.047	73.812	44.234	35.009	18.995	55.067	27.734
Albacete	44.077	19.099	4.027	12.815	8.136	0	18.205	894	786	2.238	1.003	3.105	9.324	386	6.578	774	784
Ciudad Real	62.696	21.706	22.314	7.464	11.212	7.252	7.699	6.755	7.421	11.077	3.816	2.643	2.188	2.633	2.151	5.680	3.381
Cuenca	107.309	24.726	23.613	36.061	22.909	3.190	3.490	18.046	2.814	7.972	12.827	13.708	13.051	9.302	6.777	2.750	13.382
Guadalajara	0	0	0	0	0												
Toledo	331.012	45.996	128.762	96.715	59.539	5.293	17.779	22.924	24.435	49.926	54.401	54.356	19.671	22.688	3.489	45.863	10.187
CASTILLA-LEÓN	841.950	283.002	318.646	110.426	129.876	99.595	92.465	90.942	148.145	57.035	113.466	50.215	29.649	30.562	23.910	38.647	67.319
Ávila	35.613	8.960	5.933	12.250	8.470	2.924	3.730	2.306	2.861	1.978	1.094	3.732	6.698	1.820	271	1.362	6.837
Burgos	121.518	31.600	16.095	40.401	33.422	2.283	17.040	12.277	9.919	3.772	2.404	33.754	3.495	3.152	15.609	7.942	9.871
Segovia	62.265	14.137	29.765	8.509	9.854	3.261	3.546	7.330	4.071	5.055	20.639	1.571	5.527	1.411	665	3.278	5.911
Soria	63.174	4.396	38.971	10.636	9.171	320	376	3.700	32.501	2.236	4.234	245	522	9.869	1.944	5.233	1.994
Valladolid	38.882	3.547	24.696	7.235	3.404	793	324	2.430	12.595	11.039	1.062	4.762	2.444	29	0	2.094	1.310
León	173.581	51.172	87.880	12.950	21.579	13.946	7.214	30.012	52.947	12.480	22.453	1.535	5.835	5.580	2.322	12.325	6.932
Palencia	29.503	14.119	7.759	4.043	3.582	7.739	5.643	737	1.468	3.189	3.102	1.687	642	1.714	1.163	2.323	96
Salamanca	243.979	133.529	68.324	7.117	35.009	52.493	51.395	29.641	12.363	3.826	52.135	621	1.246	5.250	745	2.463	31.801
Zamora	73.435	21.542	39.223	7.285	5.385	15.836	3.197	2.509	19.420	13.460	6.343	2.308	3.240	1.737	1.191	1.627	2.567
CATALUÑA / CATALUNYA	2.545.024	649.562	742.547	606.448	546.467	137.801	225.564	286.197	207.099	224.826	310.622	320.618	132.649	153.181	150.355	207.977	188.135
Barcelona	1.826.764	440.113	544.778	420.274	421.599	97.780	166.716	175.617	127.854	185.837	231.087	235.611	101.193	83.470	122.900	152.603	146.096
Girona	336.111	117.712	93.420	56.713	68.266	25.170	31.506	61.036	40.225	12.019	41.176	24.945	7.020	24.748	12.871	32.744	22.651
Lleida	98.791	23.739	29.503	45.549	0	9.175	6.340	8.224	14.260	6.375	8.868	15.542	13.953	16.054			
Tarragona	283.358	67.998	74.846	83.912	56.602	5.676	21.002	41.320	24.760	20.595	29.491	44.520	10.483	28.909	14.584	22.630	19.388
EXTREMADURA	171.295	39.384	65.605	41.153	25.153	7.425	10.332	21.627	28.946	25.553	11.106	20.147	14.160	6.846	6.927	9.216	9.010
Cáceres	55.839	6.795	37.168	7.656	4.220	1.781	3.056	1.958	14.089	21.330	1.749	3.883	826	2.947	1.505	2.097	618
Badajoz	115.456	32.589	28.437	33.497	20.933	5.644	7.276	19.669	14.857	4.223	9.357	16.264	13.334	3.899	5.422	7.119	8.392
GALICIA	19.021	5.888	1.846	5.738	5.549	3.197	812	1.879	852	351	643	1.464	688	3.586	1.537	3.624	388
La Coruña / A Coruña	7.247	3.467	1.294	2.063	423	2.096	292	1.079	681	239	374	1.356	488	219	19	367	37
Lugo	5.420	267	283	1.681	3.189	0	0	267	171	112	0	0	200	1.481	0	3.189	0
Orense / Ourense	198	98	0	0	100	0	0	98	0	0	0	0	0	0	0	0	100
Pontevedra	6.156	2.056	269	1.994	1.837	1.101	520	435	0	0	269	108	0	1.886	1.518	68	251
MADRID	609.638	234.296	122.935	145.223	107.184	15.917	184.649	33.730	41.560	43.626	37.749	78.297	32.872	34.054	23.499	66.982	16.703
MURCIA	308.268	91.112	97.040	71.721	48.395	31.530	31.368	28.214	43.970	31.877	21.193	40.812	7.424	23.485	7.719	23.486	17.190
NAVARRA	269.398	35.206	133.604	59.910	40.678	6.691	19.027	9.488	11.226	27.449	94.929	16.614	27.569	15.727	1.994	18.240	20.444
LA RIOJA	91.408	21.775	33.796	10.799	25.038	5.622	6.826	9.327	2.778	1.940	29.078	3.628	2.637	4.534	9.036	8.052	7.950
COMUNIDAD VALENCIANA	480.904	164.994	143.200	71.131	101.579	40.302	90.665	34.027	52.720	45.521	44.959	39.334	3.922	27.875	26.508	46.051	29.020
Alicante / Alacant	127.802	81.219	14.675	4.588	27.320	23.380	39.826	18.013	213	12.649	1.813	3.521	0	1.067	5.392	12.555	9.373
Castellón / Castelló	165.962	38.276	57.094	18.808	51.784	7.184	25.007	6.085	11.255	23.522	22.317	8.041	3.290	7.477	14.030	21.709	16.045
Valencia	187.140	45.499	71.431	47.735	22.475	9.738	25.832	9.929	41.252	9.350	20.829	27.772	632	19.331	7.086	11.787	3.602
PAIS VASCO / EUSKADI	576.435	132.300	118.938	260.942	64.255	39.514	18.268	74.518	27.301	31.401	60.236	155.644	15.307	89.991	5.084	21.651	37.520
Álava / Araba	164.446	22.668	13.566	124.462	3.750	0	14.999	7.669	619	8.905	4.042	86.251	3.525	34.686	206	164	3.380
Guipúzcoa / Gipuzkoa	168.865	53.284	26.412	56.335	32.834	34.317	636	18.331	0	4.709	21.703	22.192	11.020	23.123	3.837	18.505	10.492
Vizcaya / Bizkaia	243.124	56.348	78.960	80.145	27.671	5.197	2.633	48.518	26.682	17.787	34.491	47.201	762	32.182	1.041	2.982	23.648
CEUTA	22.500	0	21.205	0	1.295	0	0	0	21.205	0	0	0	0	0	1.295	0	0
MELILLA	0	0	0	0	0	0	0	0	0	0	0	0	0	0	0	0	0

TABLA SPV 2010. SUPERFICIE CONSTRUIDA POR VIVIENDA
SEGÚN COMUNIDAD AUTÓNOMA Y PROVINCIA. AÑO 2010 POR MES Y POR TRIMESTRE

CC.AA Y PROVINCIA	AÑO	TRIM 1	TRIM 2	TRIM 3	TRIM 4	ENE	FEB	MAR	ABR	MAY	JUN	JUL	AGO	SEP	OCT	NOV	DIC
TOTAL	198	183	195	201	212	189	179	180	197	208	180	184	206	213	214	206	216
ANDALUCÍA	216	179	199	292	193	177	194	167	191	224	180	218	249	409	195	199	184
Almería	167	113	134	177	244	152	186	0	118	138	147	283	143	104	312	258	161
Córdoba	237	210	271	252	217	211	222	197	272	318	223	236	339	180	170	271	210
Cádiz	183	174	166	214	177	180	139	203	163	159	175	229	246	166	152	207	171
Granada	200	197	169	224	208	174	212	206	176	209	123	183	252	237	202	197	225
Huelva	323	196	184	777	136	173	213	203	210	204	138	194	141	1.995	139	149	121
Jaén	217	221	171	254	223	188	230	244	141	184	189	270	243	250	203	189	277
Málaga	280	197	377	326	219	192	211	189	330	477	324	233	522	224	249	189	220
Sevilla	117	124	116	112	117	142	136	94	120	106	122	116	106	113	133	129	90
ARAGÓN	168	153	165	177	178	175	125	158	162	159	173	159	191	181	165	163	206
Huesca	166	129	144	200	190	124	116	148	146	116	170	184	230	186	137	185	248
Teruel	161	160	160	170	154	210	82	189	162	180	137	189	137	183	159	107	197
Zaragoza	177	168	191	161	190	190	177	138	179	182	211	104	205	174	199	197	173
ASTURIAS	181	178	189	175	183	167	173	195	183	197	186	184	222	119	177	182	189
BALEARES / BALEARS	311	268	231	411	333	310	260	235	166	314	212	315	493	426	261	389	348
CANARIAS	236	200	287	202	257	170	157	273	512	168	181	165	284	157	178	220	373
Las Palmas	287	227	413	217	290	173	167	341	869	147	224	161	319	172	216	258	395
Santa Cruz de Tenerife	186	172	160	186	224	166	146	204	155	188	137	168	248	142	140	181	351
CANTABRIA	185	168	156	182	234	168	142	194	130	166	173	171	198	177	392	151	160
CASTILLA-LA MANCHA	218	194	229	236	212	191	184	207	235	209	242	233	237	238	228	215	194
Albacete	149	136	144	166	151	122	135	150	161	115	156	185	140	172	180	137	136
Ciudad Real	282	215	269	329	315	217	233	195	226	249	332	293	344	349	356	336	252
Cuenca	221	220	250	214	198	255	192	214	269	200	280	221	218	203	164	207	223
Guadalajara	#¡DIV/0!	#¡DIV/0!	#¡DIV/0!	#¡DIV/0!	#¡DIV/0!												
Toledo	219	205	251	235	185	171	176	267	283	270	201	233	244	227	212	178	166
CASTILLA-LEÓN	192	212	178	196	183	255	198	183	166	185	185	196	198	193	178	189	183
Ávila	200	204	177	232	186	217	188	208	153	190	187	250	229	218	174	172	212
Burgos	233	359	205	189	180	730	163	183	242	191	183	166	201	201	171	201	167
Segovia	204	198	195	202	219	192	213	189	173	207	206	197	224	184	246	197	214
Soria	178	197	174	171	171	172	224	195	189	161	172	169	172	171	171	171	171
Valladolid	205	200	214	211	194	244	191	166	207	209	226	194	210	230	188	174	219
León	196	257	165	189	175	235	388	147	85	177	233	179	216	173	222	220	82
Palencia	163	172	160	159	162	189	152	174	117	241	121	176	155	146	161	163	162
Salamanca	183	165	167	201	199	138	168	190	163	149	190	202	191	209	196	192	209
Zamora	170	157	148	209	165	181	98	192	161	136	146	232	188	208	75	212	208
CATALUÑA / CATALUNYA	223	235	249	205	202	238	253	214	199	303	244	163	244	208	221	181	204
Barcelona	180	186	192	184	159	185	189	185	163	214	198	148	198	205	183	138	157
Girona	231	227	235	234	227	293	204	185	190	289	226	225	249	228	174	282	225
Lleida	286	347	330	217	251	301	379	361	236	410	345	140	250	260	337	152	265
Tarragona	193	178	237	186	170	174	238	123	206	300	206	140	280	139	189	152	168
EXTREMADURA	200	193	211	176	222	214	185	180	197	201	236	178	155	195	226	234	205
Cáceres	194	167	202	188	217	184	170	148	214	179	213	169	179	217	206	212	234
Badajoz	207	218	220	163	226	243	200	211	179	222	258	186	130	172	246	256	176
GALICIA	235	225	233	221	259	258	179	240	240	226	235	178	236	250	268	252	257
La Coruña / A Coruña	219	176	214	251	233	259	47	223	197	203	243	284	224	244	266	233	201
Lugo	238	229	259	182	281	322	140	224	247	268	263	53	241	253	292	268	283
Orense / Ourense	240	280	247	189	246	274	266	300	290	237	214	178	194	194	216	260	261
Pontevedra	242	217	213	264	276	175	261	214	225	194	219	198	285	309	298	247	284
MADRID	145	192	111	134	144	168	263	144	118	151	65	171	103	129	90	226	116
MURCIA	199	218	170	182	225	287	186	182	171	224	115	136	183	227	257	225	193
NAVARRA	195	210	196	175	200	215	226	188	212	176	201	172	171	182	195	175	230
LA RIOJA	171	164	158	179	184	158	195	138	191	193	90	167	206	164	175	202	176
COMUNIDAD VALENCIANA	234	218	234	230	252	195	217	242	220	216	267	233	230	226	238	310	209
Alicante / Alacant	211	200	165	217	260	185	187	229	174	159	162	238	220	194	184	454	142
Castellón / Castelló	207	200	228	194	204	223	224	154	228	254	201	151	249	181	197	210	206
Valencia	284	253	310	278	293	178	240	342	258	235	438	311	220	304	334	265	280
PAIS VASCO / EUSKADI	173	162	166	161	203	153	178	156	165	156	175	176	162	145	299	151	161
Álava / Araba	160	176	168	105	193	153	194	182	164	176	164	170	0	144	210	196	172
Guipúzcoa / Gipuzkoa	187	147	166	176	257	149	172	120	159	145	194	172	247	109	496	124	151
Vizcaya / Bizkaia	172	164	163	202	161	156	169	166	173	147	168	185	239	182	191	132	159
CEUTA	140	0	233	144	181	0	0	0	166	370	164	132	0	300	182	92	269
MELILLA	136	107	115	138	183	95	94	131	126	117	102	140	149	124	144	155	249

G.VIV.CA- EVOLUCION TRIMESTRAL DEL Nº DE VIVIENDAS POR COMUNIDAD AUTÓNOMA
CUARTO TRIMESTRE DE 2010 EN RELACIÓN CON EL CUARTO TRIMESTRE DE 2009

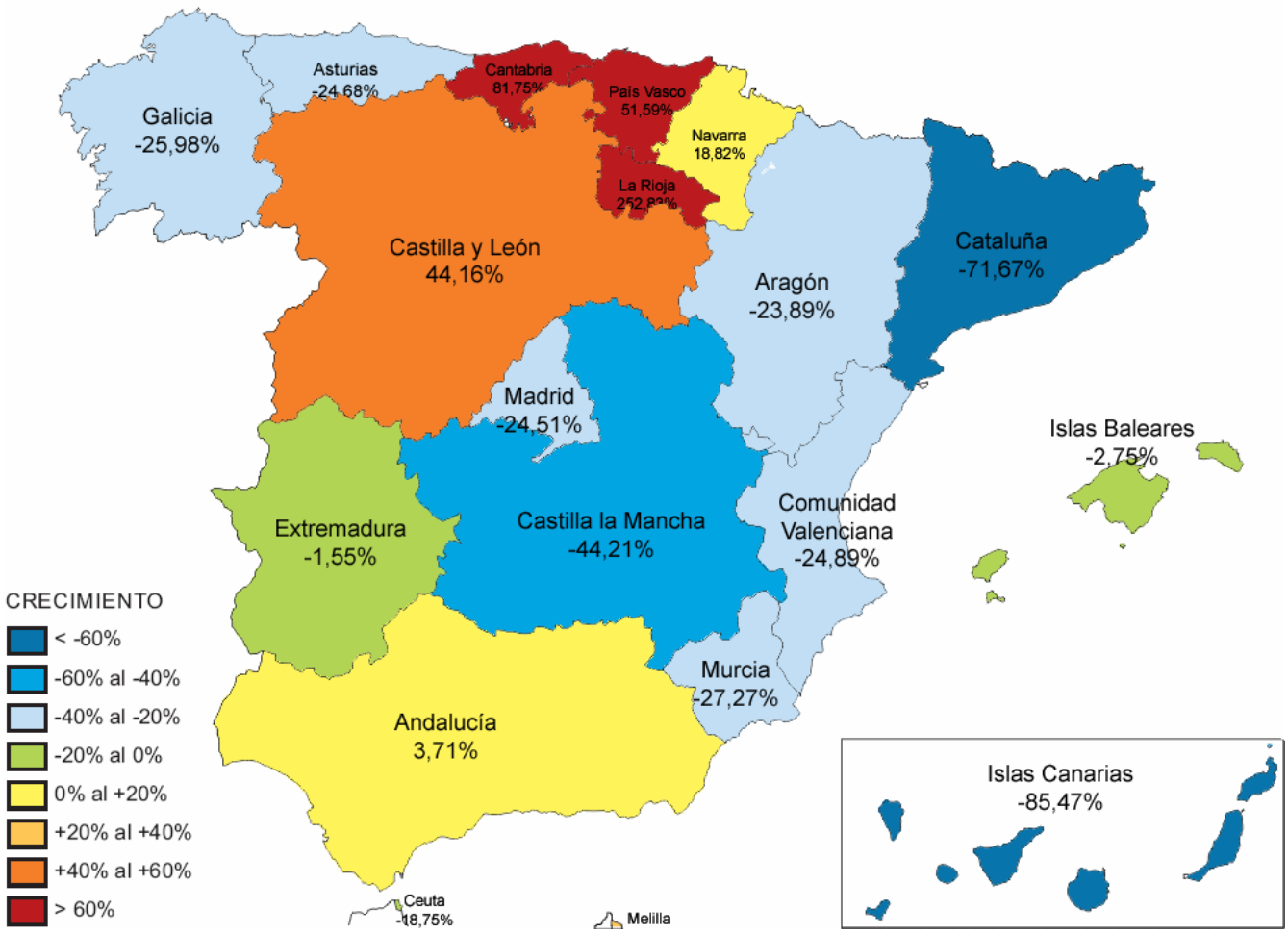

TOTAL: -28,76%

G. VIV. PROV-EVOLUCION DEL Nº DE VIVIENDAS POR PROVINCIA
CUARTO TRIMESTRE DE 2010 EN RELACIÓN CON EL CUARTO TRIMESTRE DE 2009

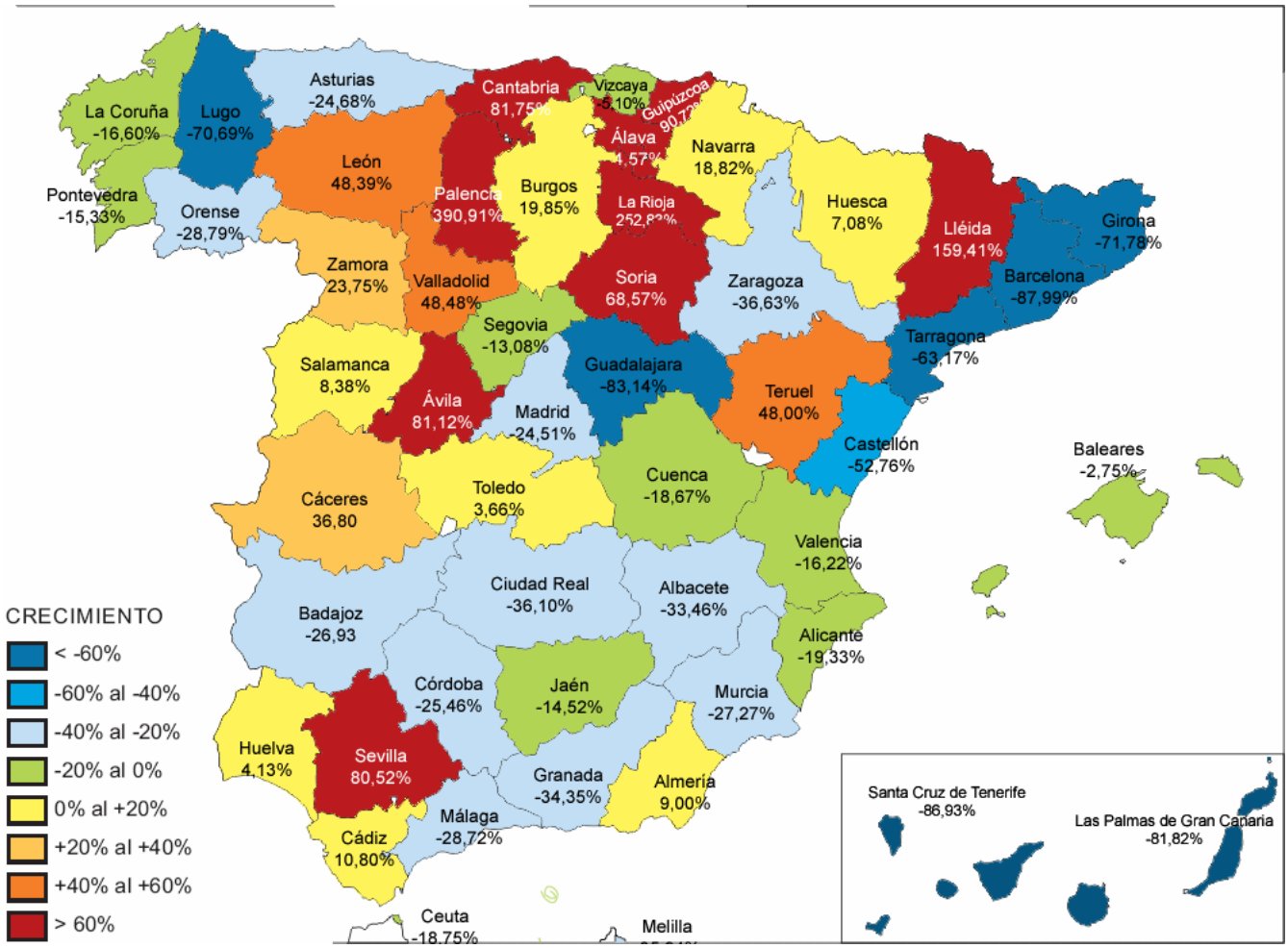

TOTAL, -28,76%

Consejo Superior
de los Colegios de Arquitectos
de España

ESTADÍSTICA DE LA EDIFICACIÓN. CUARTO TRIMESTRE 2010

Nº DE VIVIENDAS . 2000-2010

C. Autónoma	2.000				2.001				2.002				2.003			
	1T	2T	3T	4T	1T	2T	3T	4T	1T	2T	3T	4T	1T	2T	3T	4T
TOTAL TRIMESTRE	158.202	159.826	131.481	136.424	138.318	140.728	134.977	133.860	142.512	163.038	151.514	160.062	156.444	176.828	166.315	181.591
TOTAL ANUAL	585.933				547.883				617.126				681.178			
ANDALUCÍA	30.783	33.101	26.734	26.953	31.321	30.523	33.709	30.035	28.734	32.209	33.632	32.546	34.021	36.962	37.568	38.948
ARAGÓN	3.505	3.415	2.846	2.883	2.613	4.480	2.897	2.782	3.020	3.921	3.328	3.108	3.724	4.235	3.285	3.510
ASTURIAS	4.573	3.747	3.460	3.251	3.544	3.187	3.511	3.319	2.670	3.790	3.486	3.891	3.833	3.984	4.230	4.548
BALEARES / BALEARS	4.073	3.595	3.225	4.389	3.445	3.829	3.106	3.643	4.088	2.290	1.950	2.078	1.891	1.540	1.750	2.170
CANARIAS	8.744	9.457	6.511	7.608	7.124	8.422	7.523	6.781	6.795	7.371	7.594	7.213	8.119	9.541	7.854	9.127
CANTABRIA	1.780	2.617	1.595	1.381	2.475	2.223	2.104	2.806	2.122	2.344	2.330	2.192	1.686	2.109	2.171	2.177
CASTILLA-LA MANCHA	6.177	6.431	5.967	4.509	6.133	6.126	5.531	5.010	5.632	6.432	7.492	6.384	7.271	7.222	8.405	7.375
CASTILLA-LEÓN	9.029	8.793	6.792	6.475	8.153	7.553	7.005	6.714	7.343	8.760	7.663	8.211	7.944	10.136	8.269	10.999
CATALUÑA / CATALUNYA	23.822	22.377	17.536	19.461	22.553	18.627	15.322	18.746	26.712	27.891	21.818	25.106	23.894	26.028	21.888	26.589
EXTREMADURA	2.820	2.912	3.821	2.938	2.273	2.418	2.624	3.027	2.270	3.008	2.949	2.768	2.634	3.484	3.400	2.690
GALICIA	8.628	10.298	9.510	8.467	7.718	7.988	7.577	6.924	8.220	8.330	8.236	8.769	8.415	11.128	12.123	10.390
MADRID	17.937	18.920	13.370	14.234	14.361	13.995	15.270	17.021	14.788	18.646	17.961	17.870	17.562	19.433	18.256	17.613
MURCIA	4.658	5.162	3.685	4.343	4.280	5.030	4.642	4.030	4.994	7.183	6.958	6.660	7.147	9.414	8.441	10.069
NAVARRA	1.529	2.246	1.007	1.268	1.414	1.394	1.439	1.848	1.118	1.796	1.638	2.710	1.778	3.921	2.585	2.641
PAIS VASCO / EUSKADI	4.221	5.350	4.346	6.575	2.031	2.653	2.901	2.859	3.081	4.886	2.828	5.160	3.958	5.130	4.748	5.563
LA RIOJA	1.024	1.119	1.086	1.493	1.544	2.092	1.625	922	1.167	1.390	1.087	1.249	1.248	1.316	1.232	1.823
COMUNIDAD VALENCIANA	24.358	19.903	19.449	19.994	16.982	19.555	17.666	17.158	19.329	22.300	20.374	23.909	21.105	21.147	19.974	25.215
CEUTA	128	200	110	24	154	39	148	74	13	95	159	54	63	17	74	102
MELILLA	413	183	431	178	200	594	377	161	406	396	31	184	151	81	62	42

C. Autónoma	2.004				2.005				2.006				2.007			
	1T	2T	3T	4T	1T	2T	3T	4T	1T	2T	3T	4T	1T	2T	3T	4T
TOTAL TRIMESTRE	183.650	196.270	188.021	193.849	209.719	211.785	191.244	199.546	212.174	233.833	310.127	164.065	217.689	144.797	132.227	108.599
TOTAL ANUAL	761.790				812.294				920.199				603.312			
ANDALUCÍA	38.066	39.169	40.293	40.687	48.196	46.243	36.260	42.348	43.942	51.205	77.857	22.996	34.495	18.185	15.720	14.873
ARAGÓN	3.901	4.660	3.952	4.967	4.322	6.584	5.980	5.462	5.664	5.928	10.748	4.269	7.142	4.856	3.934	4.474
ASTURIAS	5.001	4.016	4.452	4.629	5.225	5.591	3.831	4.245	4.360	5.424	6.846	4.432	5.269	3.165	2.724	2.226
BALEARES / BALEARS	2.380	3.013	3.266	3.500	3.173	3.005	2.832	4.192	3.828	3.896	4.431	3.683	4.215	4.706	3.971	2.802
CANARIAS	8.777	7.844	6.969	8.813	8.726	8.987	8.679	9.122	8.516	10.779	19.413	4.887	12.015	8.066	7.424	6.108
CANTABRIA	2.467	2.618	3.429	2.519	3.407	2.528	3.477	3.578	2.968	4.046	5.516	2.484	4.550	2.554	2.984	2.144
CASTILLA-LA MANCHA	11.808	10.610	11.165	10.437	14.747	15.431	14.045	16.019	17.048	19.384	21.014	11.808	20.456	14.474	13.840	11.030
CASTILLA-LEÓN	12.241	11.814	12.291	12.215	11.455	13.041	11.040	11.549	10.519	11.116	17.539	8.920	12.546	9.058	9.246	7.481
CATALUÑA / CATALUNYA	27.603	26.568	24.883	24.736	31.364	28.496	27.944	28.828	34.243	36.435	34.662	31.288	34.668	15.832	14.971	14.184
EXTREMADURA	2.537	3.295	3.391	2.736	3.444	3.952	4.115	3.174	4.601	4.149	7.663	5.028	3.741	3.333	4.283	2.171
GALICIA	9.893	9.253	10.110	10.550	11.333	12.644	10.880	12.036	13.885	12.848	17.355	4.089	13.105	7.831	8.009	6.120
MADRID	15.955	21.097	19.861	21.177	17.331	17.186	16.364	17.246	16.718	19.567	19.033	16.757	15.464	11.185	9.664	7.082
MURCIA	10.544	14.644	12.952	11.704	9.581	14.274	11.567	6.302	10.275	11.026	15.460	10.104	15.050	11.298	11.106	5.043
NAVARRA	2.417	2.622	2.274	1.894	3.250	1.789	3.931	2.436	2.081	2.946	6.301	875	2.714	513	1.457	1.394
PAIS VASCO / EUSKADI	3.729	5.175	2.823	3.916	4.357	6.464	4.392	4.181	4.387	5.086	12.169	2.741	3.890	4.902	4.410	3.732
LA RIOJA	1.433	2.117	1.546	1.738	1.750	1.220	1.423	2.948	2.238	2.074	2.966	2.979	2.253	1.880	955	1.117
COMUNIDAD VALENCIANA	24.758	27.428	24.051	27.522	27.684	24.182	24.282	25.815	26.755	27.443	30.041	26.429	25.260	22.950	17.467	16.592
CEUTA	23	109	171	5	125	75	202	65	15	360	433	99	169	1	46	0
MELILLA	117	218	142	104	249	93	0	0	131	121	680	197	687	8	16	26

C. Autónoma	2.008				2.009				2.010			
	1T	2T	3T	4T	1T	2T	3T	4T	1T	2T	3T	4T
TOTAL TRIMESTRE	85.802	77.167	48.472	41.404	30.814	30.264	25.550	27.254	20.549	25.155	18.799	19.362
TOTAL ANUAL	252.845				113.882				83.865			
ANDALUCÍA	10.039	9.503	6.891	5.927	4.253	4.699	3.692	3.555	3.854	4.063	2.593	3.687
ARAGÓN	3.751	2.455	1.696	1.660	875	1.625	1.083	1.218	1.040	1.038	870	927
ASTURIAS	2.286	2.088	1.920	1.117	1.223	1.148	963	790	674	785	528	595
BALEARES / BALEARS	1.810	1.664	1.040	778	617	664	647	545	462	645	346	530
CANARIAS	4.965	3.263	2.933	2.217	1.137	1.790	1.203	1.542	411	412	284	224
CANTABRIA	1.641	907	967	49	641	509	232	137	380	385	228	249
CASTILLA-LA MANCHA	9.857	8.314	3.591	3.550	2.068	1.720	1.954	2.875	2.151	1.979	1.374	1.604
CASTILLA-LEÓN	5.840	5.522	3.763	2.703	2.069	2.734	2.726	985	1.717	2.843	1.498	1.420
CATALUÑA / CATALUNYA	7.828	6.876	5.216	4.646	2.171	2.552	4.641	6.644	1.558	2.330	2.044	1.882
EXTREMADURA	2.160	2.608	1.492	1.298	1.454	854	568	580	526	524	930	571
GALICIA	6.675	5.601	3.774	2.925	1.845	1.680	1.292	1.051	1.033	1.654	1.096	778
MADRID	6.717	8.703	4.532	3.887	4.902	3.818	2.136	3.092	2.419	2.565	2.288	2.334
MURCIA	5.659	5.071	2.568	1.134	1.038	446	511	594	447	980	697	432
NAVARRA	1.088	976	848	1.578	449	681	357	611	271	841	1.014	726
PAIS VASCO / EUSKADI	3.110	3.616	2.055	3.021	2.328	2.906	1.771	1.355	1.804	2.105	1.459	2.054
LA RIOJA	1.310	1.526	431	483	315	147	133	53	98	233	353	187
COMUNIDAD VALENCIANA	10.992	8.005	4.547	4.283	3.107	2.163	1.251	1.547	1.631	1.657	1.105	1.162
CEUTA	59	351	121	72	249	45	334	16	0	22	60	0
MELILLA	15	118	87	76	73	83	56	64	73	94	32	0

Nº DE VIVIENDAS POR TRIMESTRE

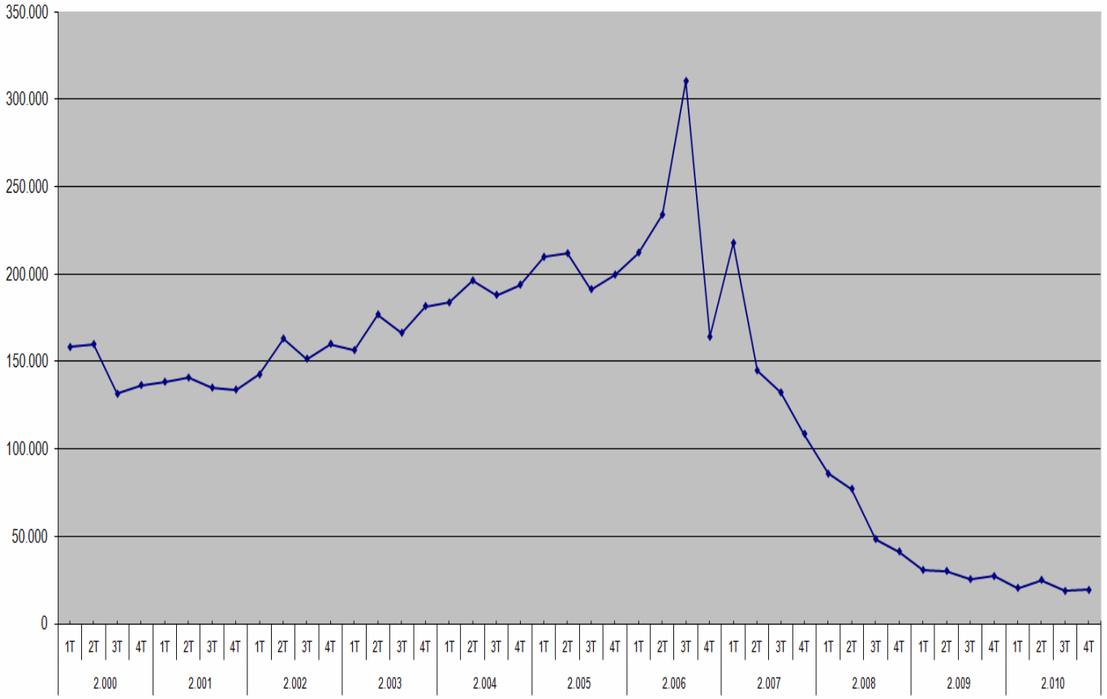

Nº DE VIVIENDAS POR AÑO

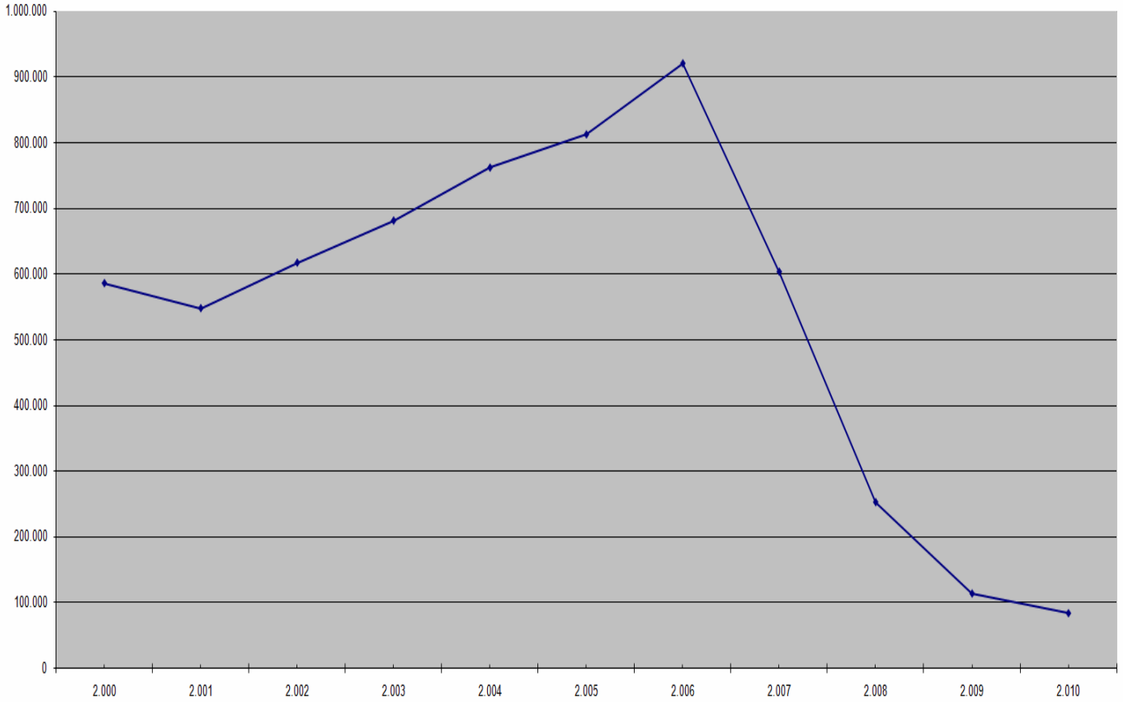

SUPERFICIE 2000-2010
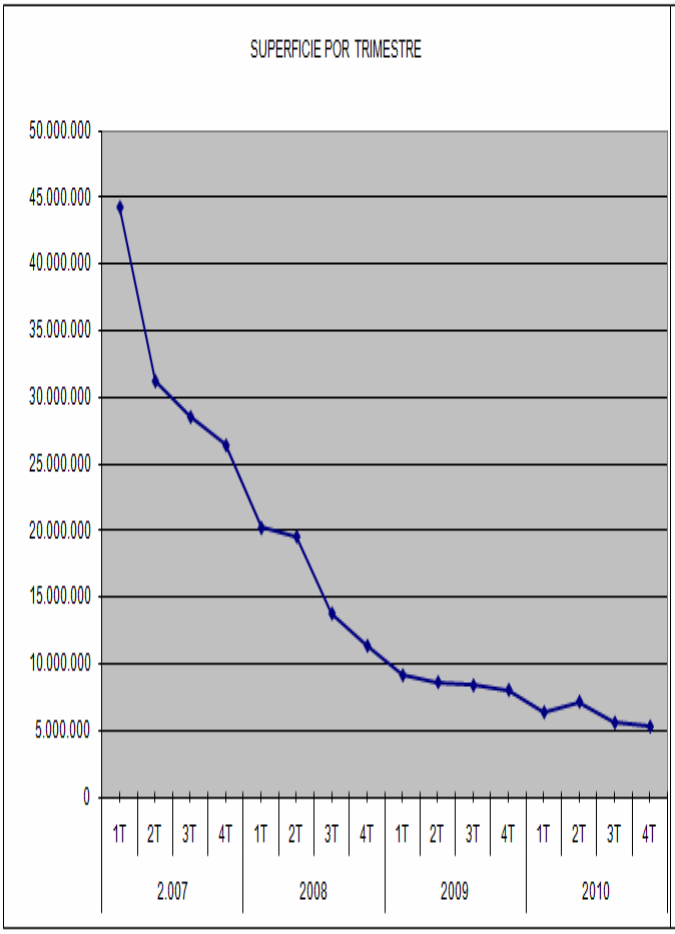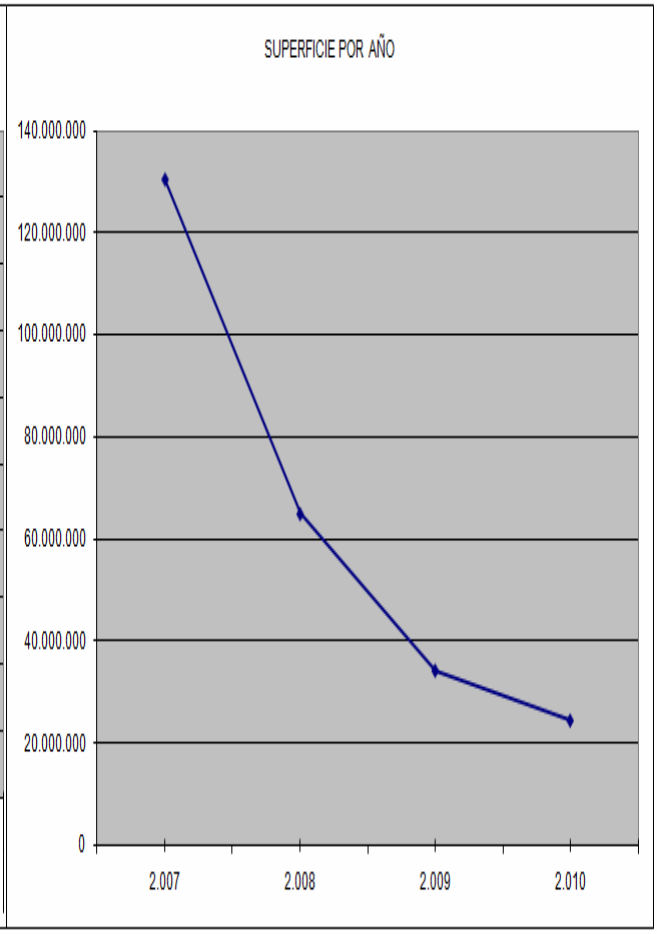
C. Autónoma	2.007				2008				2009				2010			
	1T	2T	3T	4T	1T	2T	3T	4T	1T	2T	3T	4T	1T	2T	3T	4T
TOTAL TRIMESTRE	44.332.355	31.256.471	28.555.490	26.423.540	20.209.732	19.563.450	13.781.433	11.355.453	9.143.369	8.621.045	8.380.262	8.035.034	6.362.431	7.153.832	5.586.470	5.284.964
TOTAL AÑO	130.567.855				64.910.068				34.179.710				24.387.697			
ANDALUCÍA	8.174.535	5.163.190	4.153.128	3.947.601	2.788.207	2.662.635	1.871.318	1.684.641	1.272.794	1.380.570	1.335.404	1.350.772	1.022.137	1.034.565	831.509	955.192
ARAGÓN	1.642.210	1.225.059	767.360	964.111	850.187	683.847	464.157	450.835	254.514	387.857	274.483	333.603	378.030	248.593	226.879	224.172
ASTURIAS	1.030.683	584.176	544.086	1.370.836	466.695	471.767	392.633	240.517	265.881	245.932	212.907	208.017	176.988	198.037	150.491	158.004
BALEARES / BALEARS	1.117.403	1.101.600	914.666	725.949	639.795	556.946	397.589	496.036	358.660	335.829	303.087	370.107	270.487	340.426	229.507	271.584
CANARIAS	1.996.604	1.338.775	1.213.007	1.938.220	1.093.069	680.700	1.512.726	413.466	380.560	467.236	616.717	272.995	98.844	128.970	58.872	61.684
CANTABRIA	668.037	434.598	561.117	377.788	366.600	221.860	288.166	9.492	128.652	156.174	136.285	48.119	101.367	138.781	77.433	58.748
CASTILLA-LA MANCHA	4.047.959	2.666.046	3.446.614	2.168.900	2.031.614	1.821.231	915.212	830.113	595.265	503.213	572.564	727.702	446.433	517.081	412.439	372.980
CASTILLA-LEÓN	2.875.472	2.069.919	2.140.126	1.998.976	1.529.302	1.624.815	1.040.420	731.365	471.861	773.693	866.975	348.303	620.541	801.207	414.761	374.140
CATALUÑA / CATALUNYA	7.414.533	3.992.026	3.769.868	3.897.728	2.342.685	2.526.739	1.908.864	1.854.003	1.306.235	1.208.530	1.491.602	1.760.223	956.182	1.161.674	949.149	817.936
EXTREMADURA	817.292	618.419	813.625	487.339	526.317	574.240	392.222	315.654	318.178	313.336	146.620	152.563	139.977	177.870	199.188	149.012
GALICIA	2.272.034	1.474.471	1.461.961	1.208.352	1.210.846	1.128.976	793.908	572.109	361.409	376.922	273.538	242.786	180.779	362.528	213.239	193.890
MADRID	2.299.777	2.246.673	1.749.462	1.523.075	1.165.532	1.515.347	1.173.641	1.104.824	1.465.528	962.520	581.999	677.710	688.452	403.623	470.844	444.798
MURCIA	2.869.218	2.268.933	2.110.371	995.238	1.186.018	1.369.709	538.905	292.569	373.480	181.018	179.811	179.211	184.128	243.074	183.968	142.154
LA RIOJA	422.410	340.251	173.284	202.724	340.122	820.956	103.413	97.326	61.101	40.487	37.401	70.006	36.717	69.624	70.534	60.820
COMUNIDAD VALENCIANA	4.941.007	4.371.116	3.471.986	3.313.626	2.467.830	1.739.311	1.111.859	1.163.821	809.331	542.499	719.774	602.900	533.889	527.317	345.200	402.687
PAIS VASCO / EUSKADI	864.637	1.072.455	906.355	852.092	925.294	768.177	507.843	651.737	513.233	569.643	427.015	370.264	430.790	470.805	502.073	403.285
NAVARRA	730.849	249.352	342.593	446.481	267.707	327.334	329.103	413.501	152.665	156.300	147.595	191.403	88.992	294.167	237.828	183.922
CEUTA	23.043	1.006	11.448	0	9.341	50.996	25.768	23.306	43.285	7.715	50.320	118.445	0	25.058	8.250	2.933
MELILLA	124.652	38.407	4.432	4.504	2.572	17.864	13.686	10.139	10.737	11.571	6.167	9.906	7.698	10.432	4.306	7.023